



# **Douglas County Comprehensive Plan 2026 Periodic Update**

---

## **Community Survey Report November 2025**

### **Survey Format**

This report is part of Douglas County's Comprehensive Plan Periodic Update project. To gather community feedback on community priorities, concerns, and issues, a survey was distributed to the public in late January 2025. Given a relatively large number of Spanish speaking households in the county, a version in Spanish was also made available. Respondents had an opportunity to share their thoughts on topics, including housing, parks and recreation, and transportation. The responses received will help evaluate policies and goals for Douglas County's Comprehensive Plan to guide future development, determine County programs, capital investments and other actions in the next 20 years.

A total of 176 responses were received by the closing date of November 10, 2025. 13 responses were received in the Spanish version of the survey. In total, 22 respondents identified as Hispanic or Latino. It should be noted that about 6% of the responses were received from residents living outside of county limits. Some respondents chose not to answer all of the questions. To ensure accuracy in the analysis, the results were carefully reviewed and recalculated to reflect only the responses provided, excluding skipped answers in the percentages of responses.

The survey was distributed using a variety of methods. A link to the survey was posted on the County's website and shared widely by email and social media. Paper copies were also provided at City Hall and upon request. The Spanish version was primarily administered in paper copy format at a community event hosted by Wenatchee CAFÉ, a community-based organization. Data generated from each survey question is provided in Appendix A.

### **Demographics of Respondents**

The survey included optional questions on demographic data, such as age and income. This information is important as it can provide context for results by identifying the characteristics of the respondents, allowing the County to understand how different groups within the community may perceive or respond to questions, thus enabling better interpretation of the data, including identifying trends and patterns based on factors like age, income and location. It can also help to determine if further outreach is needed if certain groups are not participating. For example, in the case of the Douglas County Community Survey, approximately 17% of respondents are under the age of 35, while 42% are 55 and over (See Table 71). Given that the U.S. Census Bureau<sup>1</sup> reports the median age in

---

<sup>1</sup> <https://data.census.gov/table/ACSST5Y2023.S0101?q=douglas+county,+wa>

Douglas County is approximately 36 years, this is helpful when planning for future efforts to consider concerted outreach strategies to younger populations. Approximately 33.59% respondents reported their households earn between \$102,000 - \$200,000 which is consistent with the U.S. Census Bureau's report<sup>2</sup> that 27.3% of households had an income of between \$100,000 - \$199,999 in 2023. For more information on demographic data, including income levels, please see Appendix A.

## Key Findings

Below is a summary of the key findings gathered from the results of the survey in both English and Spanish versions. A complete analysis of the survey responses, including written "other" responses, are included under the Survey Results sections in Appendix A.

- A total of 176 responses were received by the closing date of November 10th, 2025. 13 of those were in Spanish.
- In consideration of the Douglas County region's existing quality of life, image, and identity, respondents most frequently selected *weakness* to characterize the following categories: variety of activities and community events, availability of arts and cultural amenities, and job opportunities for all skill levels.
- Comments received reflected a desire to decrease housing density and expand open spaces as well as retail and convenience stores (increase access to healthy foods) and farmers markets. There are concerns around emergency services and safety in general, housing affordability, and job opportunities.
- In consideration of the region's existing housing and residential area, a majority of the respondents identified quality of housing, range of housing options, housing options for retirees, housing options for seniors, and workforce housing as a *weakness*.
- A majority of the respondents identified the value and cost of homes and availability of housing for lower income earners to be a *great weakness*.
- Over 75% of respondents would like to see more single-family housing. While participants could select multiple housing types, single-family housing emerged as the most commonly desired option.
- Comments received in consideration of Douglas County's existing housing and residential area reflected a desire for affordable housing options and to preserve existing open space.
- Traffic flow and congestion received the most amount of *great weakness* and *weakness* responses of the categories provided in consideration of Douglas County region's existing transportation networks, while many of the categories are perceived as a *weakness*.
- Comments received reflected a desire for more sidewalks and streets that allow for several modes of transportation. Concerns center around traffic and congestion.
- When considering the region's existing community facilities and services, respondents most frequently selected *weakness* to characterize the following categories: Higher education, childcare facilities, services for senior citizens, services for veterans, and services for youth.
- Comments received reflected a desire to provide centers for youth.

---

<sup>2</sup> <https://data.census.gov/table/ACSST5Y2023.S1901?t=Income+and+Poverty&g=050XX00US53017>

- In consideration of parks, open space, recreation, and natural areas, approximately 52% of the respondents find the community's efforts towards sustainability to be a *great strength* or *strength*.
- Over 30% of the respondents ranked the community's efforts toward sustainability, recreational programs, sports fields and courts, playgrounds, and neighborhoods parks as a *weakness*.
- Over 25% of the respondents expressed a desire for more agricultural activities, commercial centers, health services, industrial/manufacturing, restaurants/eateries, retail stores, mixed-use spaces, and overnight accommodations.
- Of the topics discussed, "quality of life, image, and identity" and "parks, open space, recreation, and the environment" were identified as the Douglas County region's greatest strengths.
- Of the topics discussed, "housing and residential" and economic development and job growth" were identified as the Douglas County region's greatest weaknesses.
- When asked about primary mode of transportation, the automobile received the most responses.
- A majority of the respondents travel less than 10 miles to and from work or school or do not work outside of the home.

CAFÉ Wenatchee summarized feedback received at their in-person event. The following are key findings provided by the CAFÉ:

1. Lack of Things to Do / Community Activities
  - Few recreational options in East Wenatchee, Bridgeport, and rural areas.
  - Missed opportunities to build community pride and youth engagement.
  - There is a desire for more parks, sports fields, community centers, and cultural events.
2. Housing Affordability & Accessibility
  - There is a shortage of affordable housing for working-class families, retirees, and temporary workers.
  - Need for diverse housing types: duplexes, small apartments
  - The cost of home ownership and rent is outpacing wages, especially for agricultural and service workers.
3. Park Access and Public Spaces
  - Lack of nearby parks, especially in Hispanic-majority neighborhoods.
  - Existing parks may be poorly maintained, inaccessible, or unsafe.
  - Strong demand for green spaces, playgrounds, and walkable community hubs.
4. Safety and Public Trust
  - Concerns about neighborhood crime and lack of police visibility or responsiveness.
  - Safety concerns discourage families from using public areas or participating in community events.
5. Public Services and Youth Programs
  - Limited access to youth programs, childcare, and after-school activities.
  - There is a desire for expanded services that reflect cultural diversity and community needs.
6. Economic Opportunity
  - There is a need for more local job opportunities across all skill levels.
  - Desire for new businesses, restaurants, retail, and services closer to home.

- Support for mixed-use development that integrates jobs, housing, and community life.
- 7. Equity in Community Investment
  - Frustration that improvements and investments are concentrated in certain areas, excluding small towns and lower-income neighborhoods.
  - Strong desire for fairer distribution of public funds and resources county-wide.

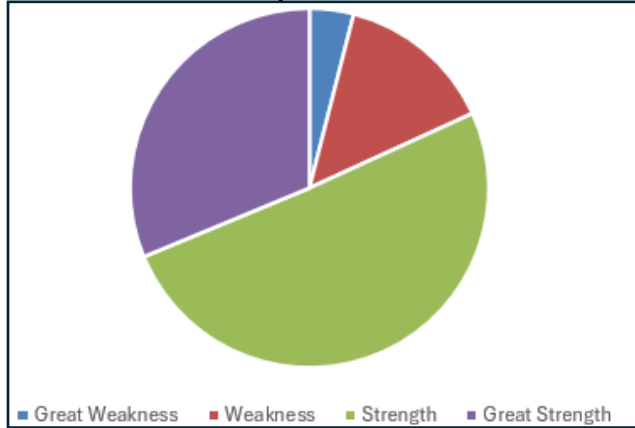
## Appendix A Survey Results

**When considering Douglas County region’s existing quality of life, image and identity.**

**Question No. 1:** The quality of life (it is enjoyable to live here)

Answered: 176 Skipped: 0

**Exhibit 1: Response Pie Chart**



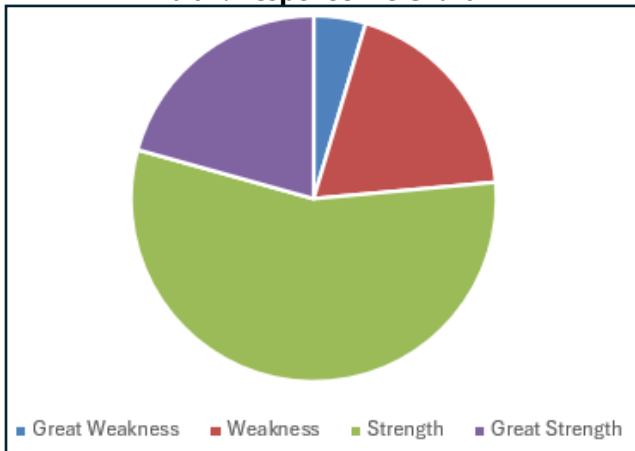
**Table 1: Ranked Responses**

| Answers        | Count | Percentage |
|----------------|-------|------------|
| Great weakness | 7     | 3.98%      |
| Weakness       | 25    | 14.20%     |
| Strength       | 89    | 50.57%     |
| Great Strength | 55    | 31.25%     |

**Question No. 2:** The sense of community and friendly people

Answered: 174 Skipped: 2

**Exhibit 2: Response Pie Chart**



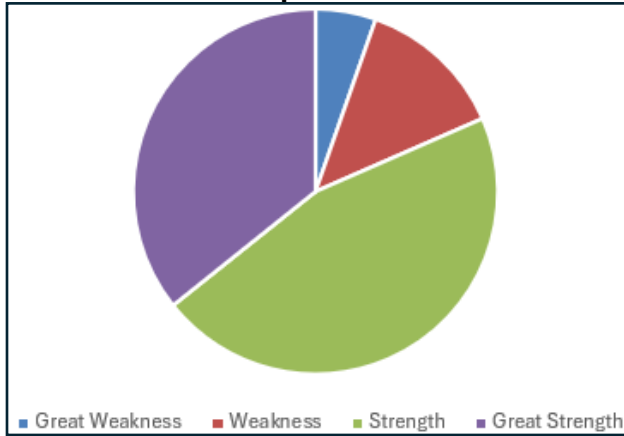
**Table 2: Ranked Responses**

| Answers        | Count | Percentage |
|----------------|-------|------------|
| Great weakness | 8     | 4.60%      |
| Weakness       | 33    | 18.97%     |
| Strength       | 97    | 55.75%     |
| Great Strength | 36    | 20.69%     |

**Question No. 3:** Rural lifestyle

Answered: 168 Skipped: 8

**Exhibit 3: Response Pie Chart**



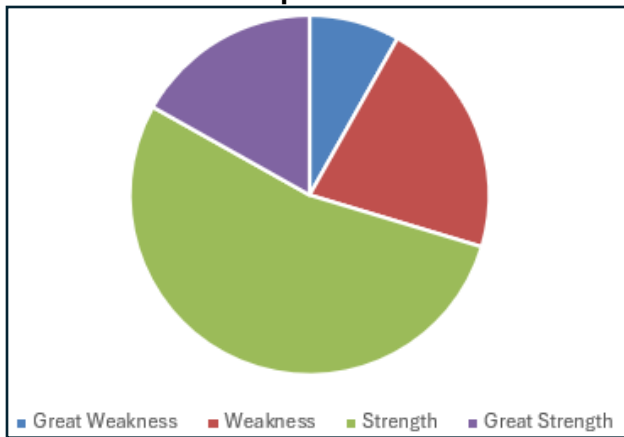
**Table 3: Ranked Responses**

| Answers        | Count | Percentage |
|----------------|-------|------------|
| Great weakness | 9     | 5.36%      |
| Weakness       | 22    | 13.10%     |
| Strength       | 77    | 45.83%     |
| Great Strength | 60    | 35.71%     |

**Question No. 4:** Low crime rate and feeling of safety

Answered: 172 Skipped: 4

**Exhibit 4: Response Pie Chart**



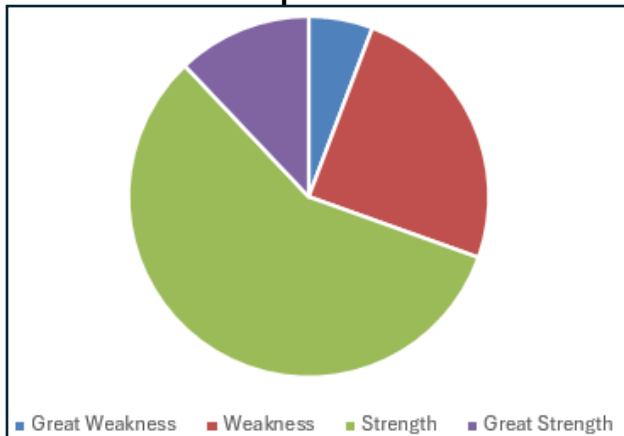
**Table 4: Ranked Responses**

| Answers        | Count | Percentage |
|----------------|-------|------------|
| Great weakness | 14    | 8.14%      |
| Weakness       | 37    | 21.51%     |
| Strength       | 92    | 53.49%     |
| Great Strength | 29    | 16.86%     |

**Question No. 5:** Diversity of population

Answered: 174 Skipped: 2

**Exhibit 5: Response Pie Chart**



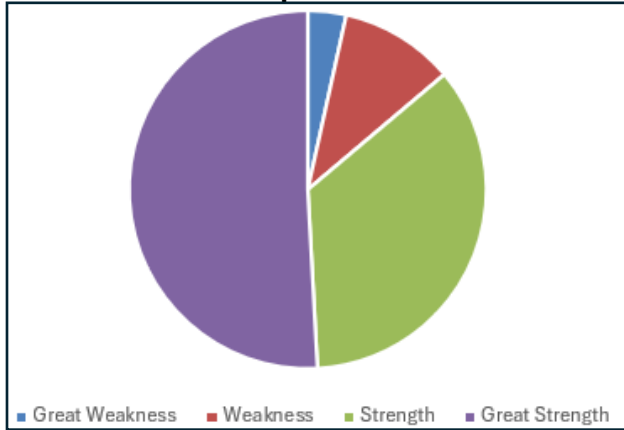
**Table 5: Ranked Responses**

| Answers        | Count | Percentage |
|----------------|-------|------------|
| Great weakness | 10    | 5.75%      |
| Weakness       | 43    | 24.71%     |
| Strength       | 100   | 57.47%     |
| Great Strength | 21    | 12.07%     |

**Question No. 6:** Proximity to the outdoors and access to recreational areas and opportunities

Answered: 173 Skipped: 3

**Exhibit 6: Response Pie Chart**



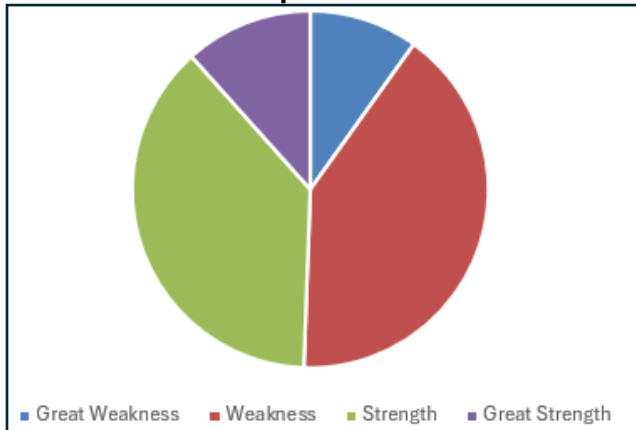
**Table 6: Ranked Responses**

| Answers        | Count | Percentage |
|----------------|-------|------------|
| Great weakness | 2     | 1.23%      |
| Weakness       | 18    | 11.11%     |
| Strength       | 55    | 33.95%     |
| Great Strength | 87    | 53.70%     |

**Question No. 7:** Variety of activities and community events

Answered: 172 Skipped: 4

**Exhibit 7: Response Pie Chart**



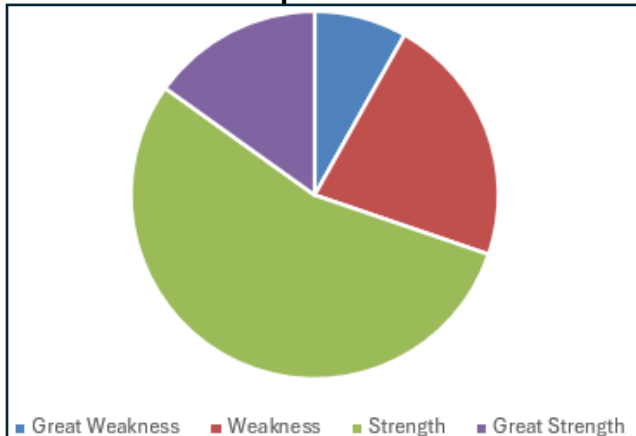
**Table 7: Ranked Responses**

| Answers        | Count | Percentage |
|----------------|-------|------------|
| Great weakness | 17    | 9.88%      |
| Weakness       | 70    | 40.70%     |
| Strength       | 65    | 37.79%     |
| Great Strength | 20    | 11.63%     |

**Question No. 8:** Maintenance of public areas and properties

Answered: 172 Skipped: 4

**Exhibit 8: Response Pie Chart**



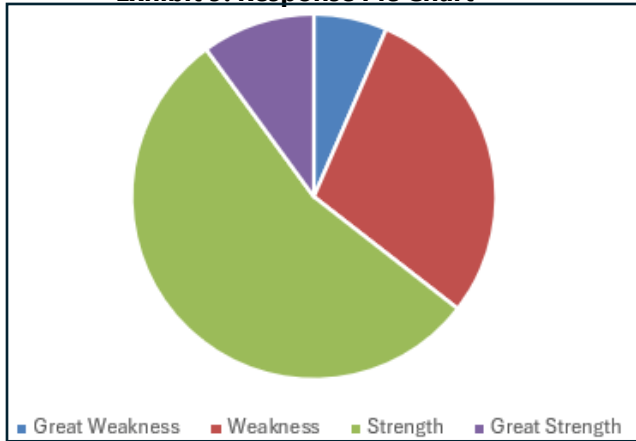
**Table 8: Ranked Responses**

| Answers        | Count | Percentage |
|----------------|-------|------------|
| Great weakness | 14    | 8.14%      |
| Weakness       | 38    | 22.09%     |
| Strength       | 94    | 54.65%     |
| Great Strength | 26    | 15.12%     |

**Question No. 9:** Historic preservation

Answered: 169 Skipped: 7

**Exhibit 9: Response Pie Chart**



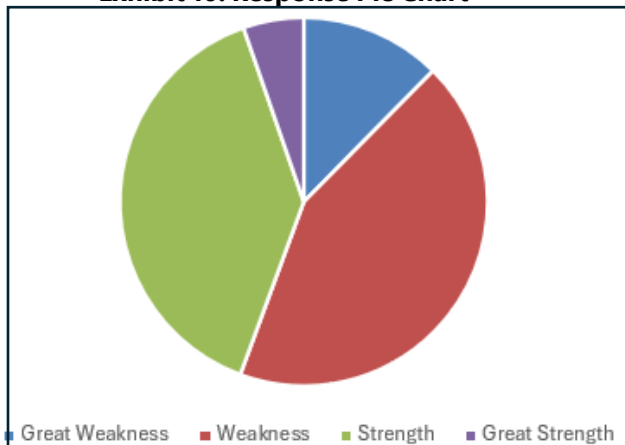
**Table 9: Ranked Responses**

| Answers        | Count | Percentage |
|----------------|-------|------------|
| Great weakness | 11    | 6.51%      |
| Weakness       | 49    | 28.99%     |
| Strength       | 92    | 54.44%     |
| Great Strength | 17    | 10.06%     |

**Question No. 10:** Availability of arts and cultural amenities

Answered: 169 Skipped: 7

**Exhibit 10: Response Pie Chart**



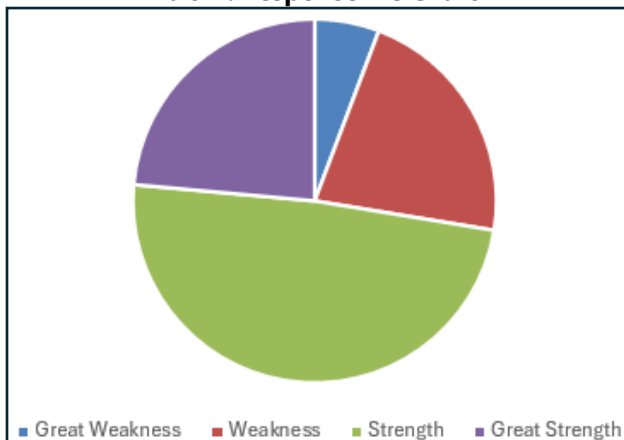
**Table 10: Ranked Responses**

| Answers        | Count | Percentage |
|----------------|-------|------------|
| Great weakness | 21    | 10.76%     |
| Weakness       | 73    | 46.20%     |
| Strength       | 66    | 37.34%     |
| Great Strength | 9     | 5.70%      |

**Question No. 11:** Variety of agricultural industries and other types of industries

Answered: 174 Skipped: 2

**Exhibit 11: Response Pie Chart**



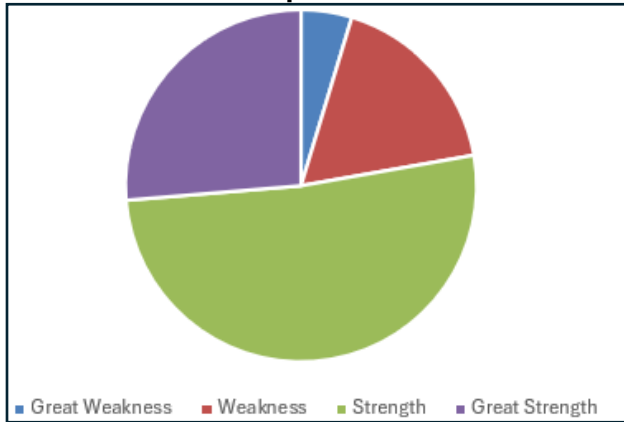
**Table 11: Ranked Responses**

| Answers        | Count | Percentage |
|----------------|-------|------------|
| Great weakness | 10    | 5.75%      |
| Weakness       | 38    | 21.84%     |
| Strength       | 85    | 48.85%     |
| Great Strength | 41    | 23.56%     |

**Question No. 12:** Proximity to vineyards, orchards, local farm stands, farmers market and other agricultural amenities. Easy access to services and urban areas such as East Wenatchee

Answered: 171 Skipped: 5

**Exhibit 12: Response Pie Chart**



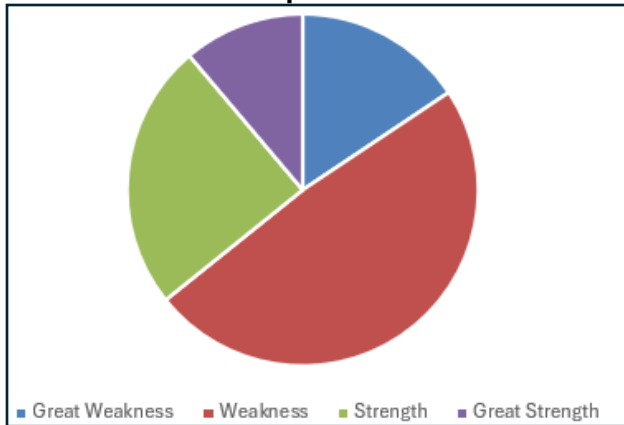
**Table 12: Ranked Responses**

| Answers        | Count | Percentage |
|----------------|-------|------------|
| Great weakness | 8     | 4.68%      |
| Weakness       | 30    | 17.54%     |
| Strength       | 88    | 51.46%     |
| Great Strength | 45    | 26.32%     |

**Question No. 13:** Job opportunities for all skill levels

Answered: 174 Skipped: 2

**Exhibit 13: Response Pie Chart**



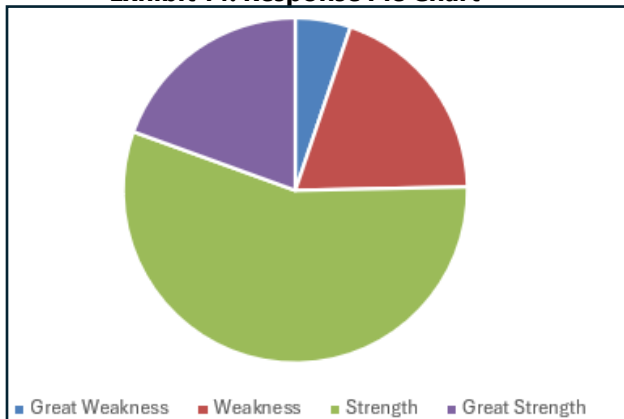
**Table 13: Ranked Responses**

| Answers        | Count | Percentage |
|----------------|-------|------------|
| Great weakness | 28    | 16.09%     |
| Weakness       | 87    | 50%        |
| Strength       | 48    | 27.59%     |
| Great Strength | 11    | 6.32%      |

**Question No. 14:** Access to critical services such as emergency response services, fire protection services, schools, etc.

Answered: 154 Skipped: 22

**Exhibit 14: Response Pie Chart**



**Table 14: Ranked Responses**

| Answers        | Count | Percentage |
|----------------|-------|------------|
| Great weakness | 8     | 5.19%      |
| Weakness       | 30    | 19.48%     |
| Strength       | 86    | 55.84%     |
| Great Strength | 30    | 19.48%     |

**Other. If you have additional comments regarding image and identity. (unedited):**

- *Not specifically image and identity, but having another bullet/option for "I don't know" would've been helpful in this survey as some of these were not something I was able to confidentially answer (like historic preservation or housing options for seniors in the next question).*
- *Wages need to increase to come more in line with the cost of living.*
- *There are too many houses and not enough stores, kid-friendly facilities and activities, and healthy options for families (trader joes, etc.). The town was not built for this many people. Traffic is worse, and we need more bridges for first responders to get to areas quickly (Malaga to Rock Island and Entiat Chelan County side to Douglas County side).*
- *For most things; restaurants, diverse shopping, farmers markets, open markets, street fairs, etc. We have to go across the river to Chelan County. It would be very nice if those same amenities were here in Dougals County.*
- *The influx of people has caused some services to be greatly diminished and at times unavailable.*
- *We are turning into a community of cryptocurrency mines server farms primarily because of our low power rates. These users contribute almost zero jobs to the community once they are constructed and operational. The cryptocurrency is the worst offender churning up vast amounts of electricity with two cars parked out front. We should not be encouraging this. At least the server farms area used by all of us who have phones and computers.*
- *The overcrowding of cramming housing and pushing out agriculture is a serious weakness. Too many rules for rural areas and small farms making the county extremely unfriendly and unsafe. Extremely expensive to live and do the things that make this area beautiful.*
- *I think we have access to great events and community activities if the county commissioners didn't shut down things (Apple Annies, Union Hill Cider, Nelson Family Lights).*
- *Would I like to see our county seat become a mecca of urbanization? No.*
- *Opportunities for economic mobility are lacking. There are many low paying jobs and the high paying jobs are typically people working remotely but living in the area the middle class works is lacking*
- *Bring back farming of orchards and gardens that is designated without population pushing out agriculture. Include walking/biking paths in housing developments that is not on the sidewalks where people have to breathe vehicle exhaust. Include small play areas that include a basket ball court, slides, play areas for parents to take their kids. The loop trail and Grant park are a long way from new housing that is being built and will cut down on having to drive. Include more convenience stores such as by the Pangborn airport and on Fancher Heights so people can walk to pick up needed groceries. Put side walks in major streets children and adults walk on. Like North Lyle. Kentucky street. Add cameras where people walk or are active to improve safety.*
- *Lack of affordable housing in rural areas. Public transportation to rural areas is weak.*
- *Would love more cultural awareness, programs, arts. Looking forward to trail improvements!*
- *Caucasian and Hispanic communities seem segregated. Efforts to break down barriers would improve feeling of community.*
- *Our image seems to be the Pangborn flight. 95% of our county is undeveloped land. Maybe our identity could be more aligned with clean air, open spaces and nature.*

- *We need to quit allowing homeless camps and addiction. They just attract crime and are dragging the area down. Cooperate with ICE. we need to break up gangs and deport illegals. Quit being a sanctuary city.*
- *Lack family activity, especially in the winter months (indoor businesses, events).*
- *Nothing outdoors, but half of Loop Trail.*
- *East Wenatchee is growing quickly, which is exciting, however - growth can come in a thoughtless way when money is pushing the growth. We live in a sought after climate - low costs, friendly, close to amenities. Is it worth giving up our close knit community feel and affordable living for quick expansion to make a few bucks? Because of this, I listed our attributes as weaknesses. Let's first consider those who have to continue to afford to live here before we expand to a new population. There are many reasons we all chose to live here. We may not have that choice if the costs of living continue to increase.*
- *When we moved into our neighborhood on North Lyle, it was quiet. Then 10th ST NE got extended and now the whole world comes up 10th from Eastmont, past us on their way to 10th and points beyond ie. the industrial park and points beyond. From 04:30 on their way to noise of trucks and cars is ridiculous! When the land on 10th NE was rezoned UGA we were promised that our neighborhood would remain just tha, a quiet neighborhood. Hah!*
- *Preserving our rural trails such as badger mountain hiking between 10th street and fancher heights is a must. They are always full and a grr place for walk, dog walking, horse riding, biking and so much more. We disagree with how fire department billing/taxing is being handled. It shouldn't matter on the size of the structure that you are in but the type of call being responded to. Owning a home or business vs renting or having a trailer should not be a punishment in a higher bill.*
- *I would like to see a county that leans into its strength of diversity. We do not discuss the contribution of our farm workers in Douglas County. We need to preserve our environment better because we have been drought-prone in the last decade. It will help us beautify and support the well-being of our community. We need to have affordable housing for the community. Housing is hard to come across, but locals and low-income communities must keep up with the higher cost of living. I understand tourism is big in this area, but what is the point of tourism if we can't even support our locals long-term but live off their labor? Can we build quality housing, not paper mache housing, with fewer HOAs? These are a violation of freedom to live off the land one buys. They look like paper boxes which add no character to community.*
- *We are tired of all our land being tore up for homes. The traffic is horrible. The city is overcrowded. Our grocery stores, restaurants, schools are over crowded. Please stop building up grant rd and fancher. Please stop making East wenatchee a place to no longer live in for the people that arnt moving here to work at microsoft or the data centers. We dont want to be another spokane or seattle.*
- *My POV for above and below is rural. I'm sure housing in wenatchee is nice.*
- *Conservative family values, NOT west side weakness towards crime prevention, drug addiction, support of illegal immigration and incentivizing homelessness*

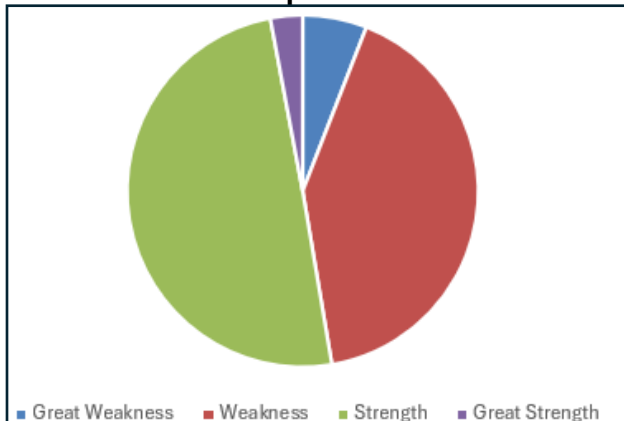
- *LEAVE THE NON-URBAN AREAS ALONE ---- aka --- no more "developments" --- we have reached our limits as have many of the "urban areas"! SLOW down the population growth ----- infrastructure needs to catch up and we are now having more crime than a few years ago. Everyone knows with growth comes crime .... "Douglas County, Colorado's population has significantly increased from 2000 to 2024. In 2000, the population was 175,766, and by 2024, it reached an estimated 393,995, showing a substantial growth of 124.2%. The population continues to grow, with an estimated 393,995 residents in 2024, according to Wikipedia. And "The estimated population of Douglas County, Colorado for 2025 is 399,844."*
- *What is east Wenatchee???? Lazy copy paste error, do you actually care about this survey?*
- *Some are weaknesses due to geographic distribution. Having small satellite locations for many things could definitely make it a strength.*
- *EMS and Fire receive limited public funds in rural areas and rely heavily on private donations. Parents who homeschool receive no portion of the school funding they contribute to through taxes, and this is a problem.*
- *I would like to be able to build in the rural areas that are closer to city limits. Such as BLUEGRADE. This area is gold. It is within a major roadway ,school, and fire department, yet we are not allowed to live there.*

**When considering existing housing and residential areas.**

**Question No. 15:** Character of residential areas

Answered: 169 Skipped: 7

**Exhibit 15: Response Pie Chart**

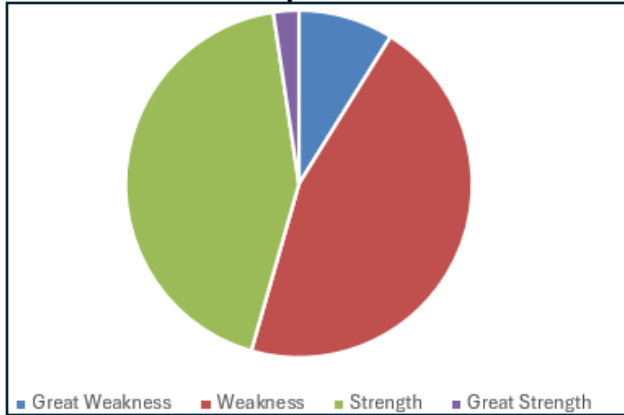


**Table 15: Ranked Responses**

| Answers        | Count | Percentage |
|----------------|-------|------------|
| Great weakness | 10    | 5.92%      |
| Weakness       | 70    | 41.42%     |
| Strength       | 84    | 49.70%     |
| Great Strength | 5     | 2.96%      |

**Question No. 16:** Quality of housing  
 Answered: 169 Skipped: 7

**Exhibit 16: Response Pie Chart**

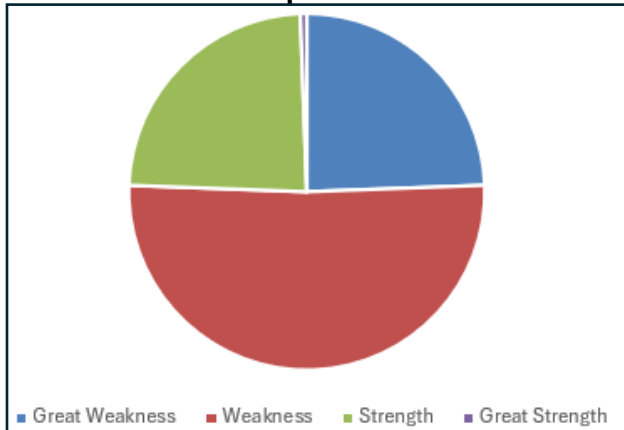


**Table 16: Ranked Responses**

| Answers        | Count | Percentage |
|----------------|-------|------------|
| Great weakness | 15    | 8.88%      |
| Weakness       | 77    | 45.56%     |
| Strength       | 73    | 43.20%     |
| Great Strength | 4     | 2.37%      |

**Question No. 17:** Range of housing options  
 Answered: 172 Skipped: 4

**Exhibit 17: Response Pie Chart**

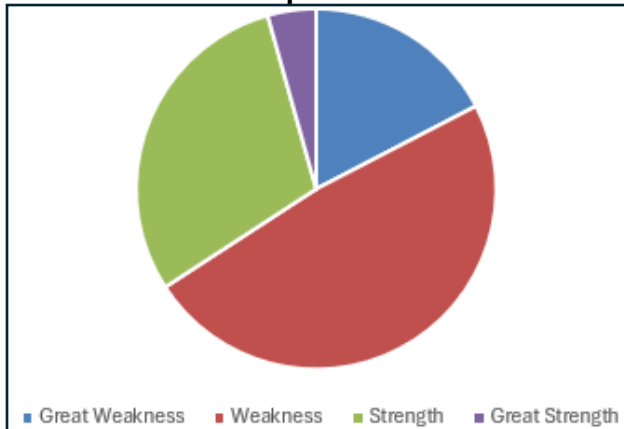


**Table 17: Ranked Responses**

| Answers        | Count | Percentage |
|----------------|-------|------------|
| Great weakness | 42    | 24.42%     |
| Weakness       | 88    | 51.16%     |
| Strength       | 41    | 23.84%     |
| Great Strength | 1     | 0.58%      |

**Question No. 18:** Housing options for retirees  
 Answered: 173 Skipped: 3

**Exhibit 18: Response Pie Chart**

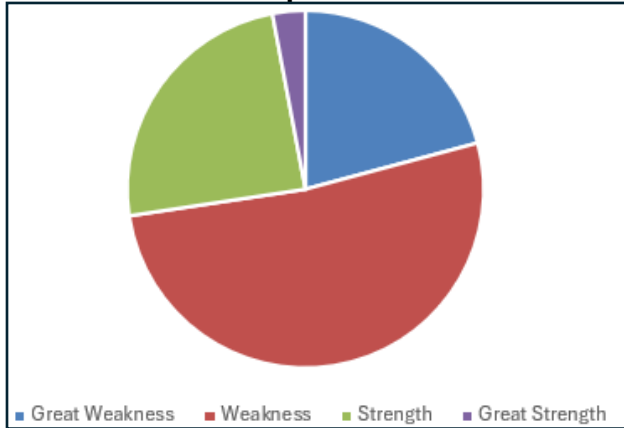


**Table 18: Ranked Responses**

| Answers        | Count | Percentage |
|----------------|-------|------------|
| Great weakness | 35    | 20.23%     |
| Weakness       | 79    | 45.66%     |
| Strength       | 51    | 29.48%     |
| Great Strength | 8     | 4.62%      |

**Question No. 19:** Housing options for seniors  
 Answered: 168 Skipped: 8

**Exhibit 19: Response Pie Chart**

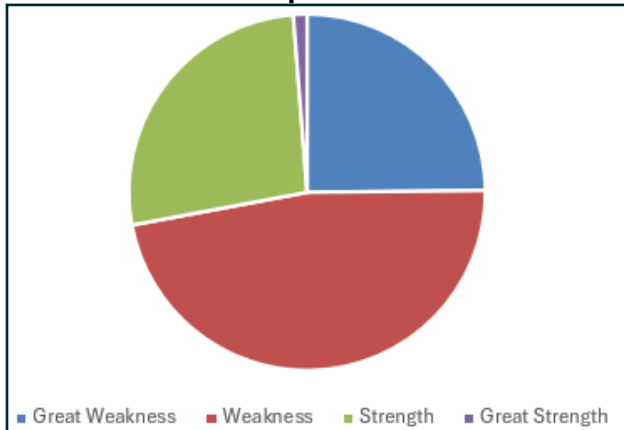


**Table 19: Ranked Responses**

| Answers        | Count | Percentage |
|----------------|-------|------------|
| Great weakness | 35    | 20.83%     |
| Weakness       | 87    | 51.79%     |
| Strength       | 41    | 24.40%     |
| Great Strength | 5     | 2.98%      |

**Question No. 20:** Workforce housing such as teachers, fire fighters, restaurant workers, etc.  
 Answered: 161 Skipped: 15

**Exhibit 20: Response Pie Chart**

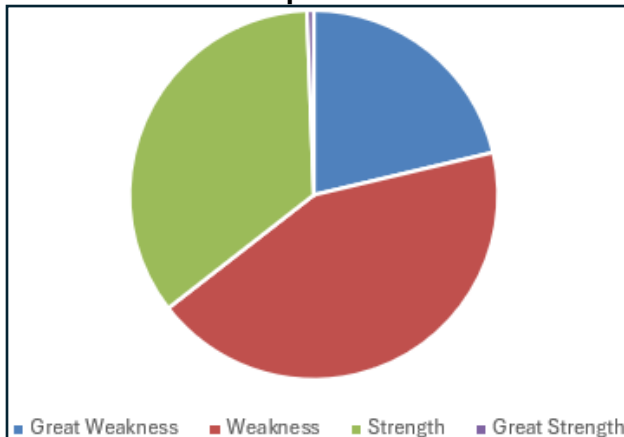


**Table 20: Ranked Responses**

| Answers        | Count | Percentage |
|----------------|-------|------------|
| Great weakness | 40    | 24.84%     |
| Weakness       | 76    | 47.20%     |
| Strength       | 43    | 26.71%     |
| Great Strength | 2     | 1.24%      |

**Question No. 21:** Housing that appeals to new families  
 Answered: 169 Skipped: 7

**Exhibit 21: Response Pie Chart**



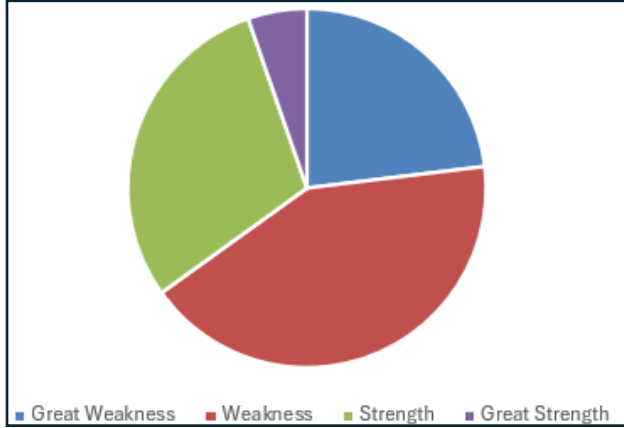
**Table 21: Ranked Responses**

| Answers        | Count | Percentage |
|----------------|-------|------------|
| Great weakness | 36    | 21.30%     |
| Weakness       | 73    | 43.20%     |
| Strength       | 59    | 34.91%     |
| Great Strength | 1     | 0.59%      |

**Question No. 22:** Housing for temporary workers such as agricultural workers

Answered: 169 Skipped: 7

**Exhibit 22: Response Pie Chart**



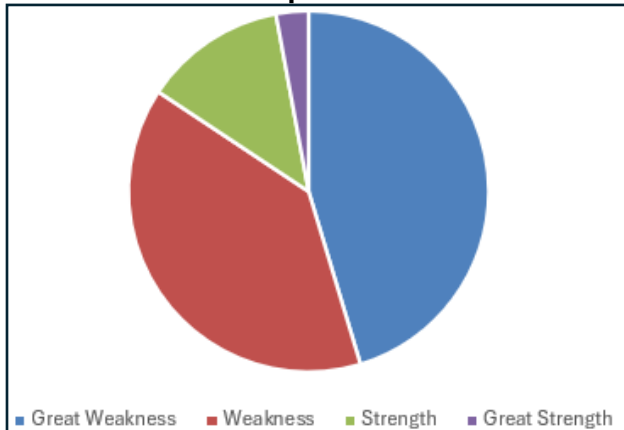
**Table 22: Ranked Responses**

| Answers        | Count | Percentage |
|----------------|-------|------------|
| Great weakness | 39    | 23.08%     |
| Weakness       | 71    | 42.01%     |
| Strength       | 50    | 29.59%     |
| Great Strength | 9     | 5.33%      |

**Question No. 23:** The value and cost of homes

Answered: 172 Skipped: 4

**Exhibit 23: Response Pie Chart**



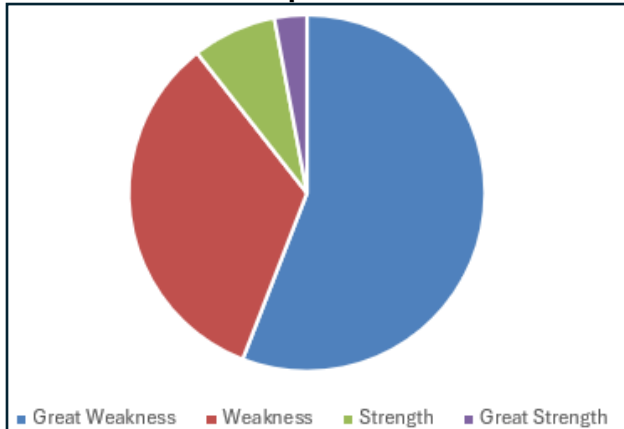
**Table 23: Ranked Responses**

| Answers        | Count | Percentage |
|----------------|-------|------------|
| Great weakness | 78    | 45.35%     |
| Weakness       | 67    | 38.95%     |
| Strength       | 22    | 12.79%     |
| Great Strength | 5     | 2.91%      |

**Question No. 24:** Availability of housing for lower income earners

Answered: 170 Skipped: 6

**Exhibit 24: Response Pie Chart**



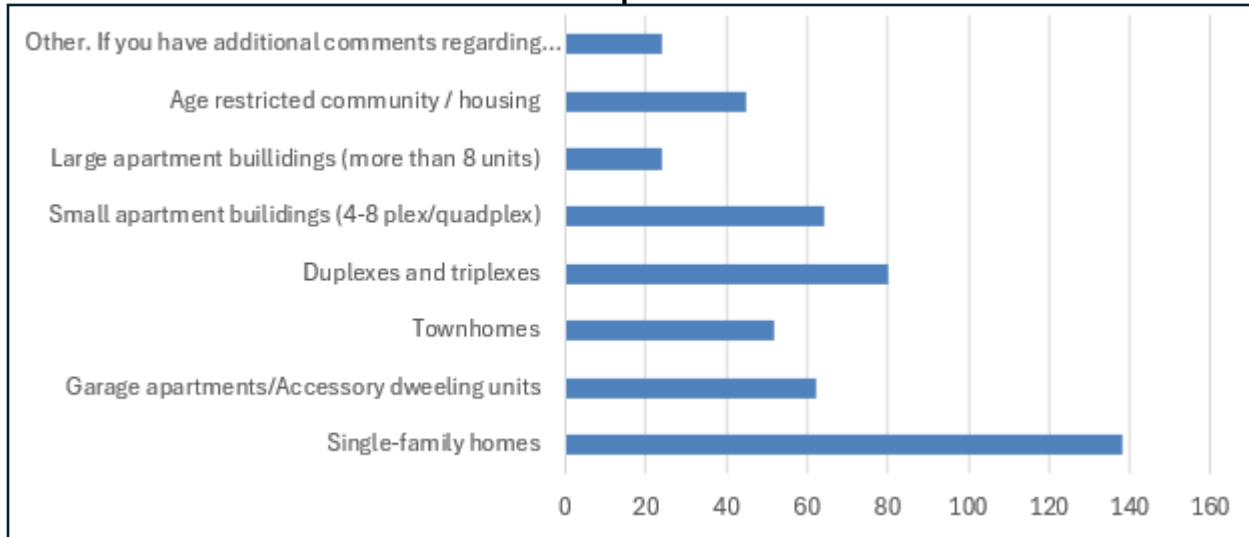
**Table 24: Ranked Responses**

| Answers        | Count | Percentage |
|----------------|-------|------------|
| Great weakness | 95    | 55.88%     |
| Weakness       | 57    | 33.53%     |
| Strength       | 13    | 7.65%      |
| Great Strength | 5     | 2.94%      |

**Question No. 25:** What type(s) of housing is needed in Douglas County?

Answered: 172 Skipped: 4

**Exhibit 25: Response Bar Chart**



**Table 25: Ranked Responses**

| Answers  | Count | Percentage |
|--|-------|------------|
| Single-family homes  | 138   | 78.40%     |
| Garage apartments/ Accessory dwelling units                                  | 62    | 35.23%     |
| Townhomes  | 52    | 29.55%     |
| Duplexes and triplexes   | 80    | 45.45%     |
| Small apartment buildings 4-8 plex/quadplex)                                 | 64    | 36.36%     |
| Large apartments buildings (more than 8 units)                               | 24    | 13.64%     |
| Age restricted community / housing   | 45    | 25.57%     |
| Other. If you have additional comments regarding needs, please provide below | 24    | 13.64%     |

**Other. If you have additional comments regarding housing needs, please provide them below.**

- *We have "available" acreage in abundance, but we are as of now a best-kept secret for where one might migrate to. So let's plan ahead for that.*
- *Tiny houses*
- *There is a massive number of people living full time out of RVs.*
- *Stop building so many homes they've traffic is horrible.*
- *Some towns in Douglas county have not yet made changes with regard to HB 1337 and are still not allowing ADUs. This would help ease the shortage of affordable housing.*
- *single story condos for widowed or retired age peoples, affordable options for young kids just getting started and affordable housing for families based on income in the county*
- *Single family homes with 2bd/2bt ...single family homes being developed seem to be obnoxious in size. There are no single family starter homes options.*
- *senior housing, income based.*
- *Rezoning ag land to allow single family residences on smaller acreage.*
- *None we are already too crowded and losing out small town agricultural sense.*

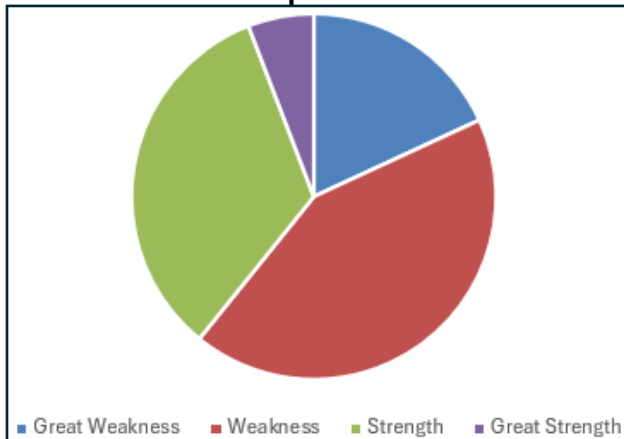
- NO MORE HOUSES. STOP TAKING OUR ORCHARDS. WE HAVE ENOUGH PEOPLE. ITS TURNING TINTO SEATTLE. IF YOU BUILD HOUSES BRING IN OTHER BIG BUISNESSES AND MORE ACTIVITES FOR FAMILIES..
- Lack of affordable housing is an issue in our area.
- I would like to see rural living at an favorable price.
- Housing communities (housing developments with community pools, parts, walking paths, etc)
- House costs are not in line with local wages. Even for professionals the rents are quite high and most give up hope of home ownership
- Douglas County has an abundance of flat arid land which if irrigated could create great opportunities for hobby farm/ranch properties.
- Demand out paces supply, locals can't compete with outside - west side money bidding up prices
- Cottage housing, multi-generational housing, co-living housing for ag workers and young workers
- Bajos Ingresos
- Authorize smaller lots for single family homes
- Allow growth for housing in residential zones instead of forcing residential into commercial zones
- Affordable housing is needed by middle working class. Prior to more housing please also ensure the transportation infrastructure and public safety issues are addressed prior to expansion. EX: impacts on 9th and 10th ST NE due to Industrial Way opening.
- Affordability would be nice.
- Low income

**When considering Douglas County region’s existing transportation networks.**

**Question No. 26:** Ability of highways and local roadways to handle traffic

Answered: 171 Skipped: 5

**Exhibit 26: Response Pie Chart**



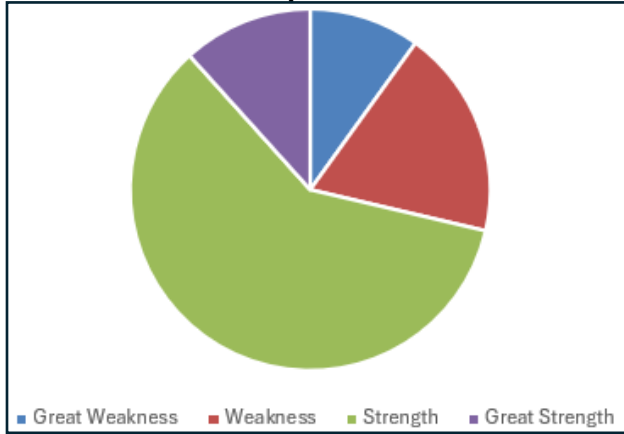
**Table 26: Ranked Responses**

| Answers        | Count | Percentage |
|----------------|-------|------------|
| Great weakness | 31    | 18.13%     |
| Weakness       | 73    | 42.69%     |
| Strength       | 57    | 33.33%     |
| Great Strength | 10    | 5.85%      |

**Question No. 27:** Access to regional transportation such as airports

Answered: 171 Skipped: 5

**Exhibit 27: Response Pie Chart**



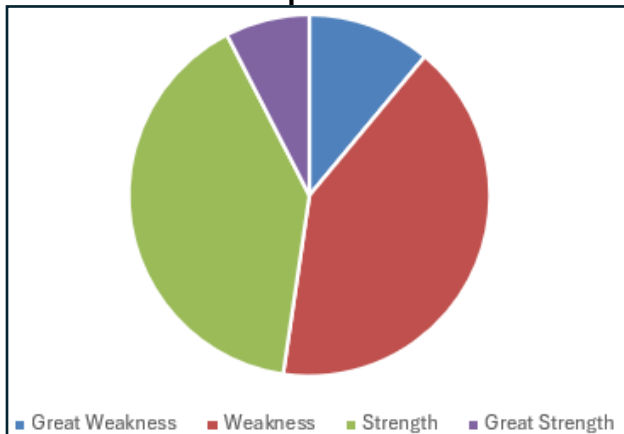
**Table 27: Ranked Responses**

| Answers        | Count | Percentage |
|----------------|-------|------------|
| Great weakness | 17    | 9.94%      |
| Weakness       | 32    | 18.71%     |
| Strength       | 102   | 59.65%     |
| Great Strength | 20    | 11.70%     |

**Question No. 28:** Condition of highways and local roadways

Answered: 172 Skipped: 4

**Exhibit 28: Response Pie Chart**



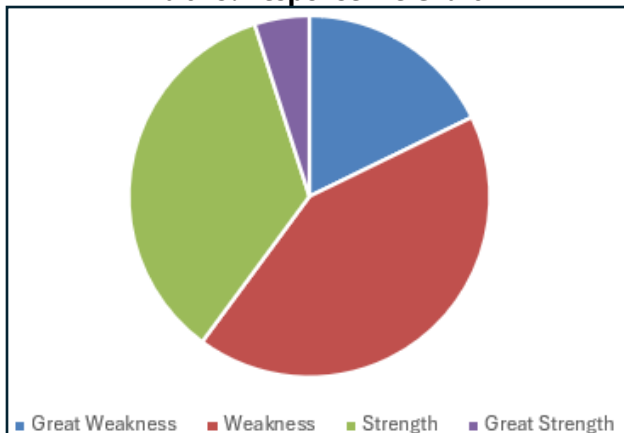
**Table 28: Ranked Responses**

| Answers        | Count | Percentage |
|----------------|-------|------------|
| Great weakness | 19    | 11.05%     |
| Weakness       | 71    | 41.28%     |
| Strength       | 69    | 40.12%     |
| Great Strength | 13    | 7.56%      |

**Question No. 29:** Roadway safety

Answered: 163 Skipped: 13

**Exhibit 29: Response Pie Chart**



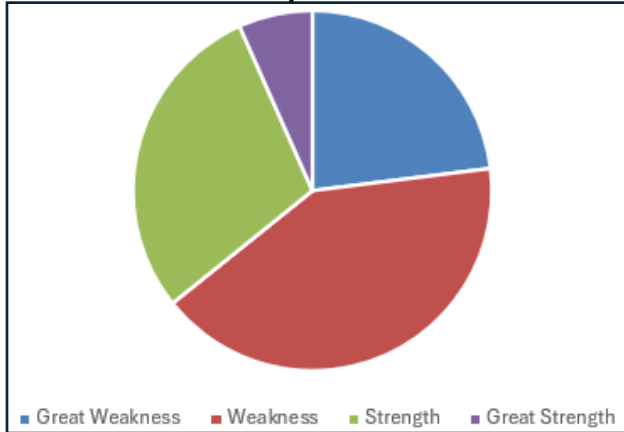
**Table 29: Ranked Responses**

| Answers        | Count | Percentage |
|----------------|-------|------------|
| Great weakness | 29    | 17.79%     |
| Weakness       | 69    | 42.33%     |
| Strength       | 57    | 34.97%     |
| Great Strength | 8     | 4.91%      |

**Question No. 30:** Pedestrian and bicycle facilities such as crosswalks and bike lanes

Answered: 165 Skipped: 11

**Exhibit 30: Response Pie Chart**



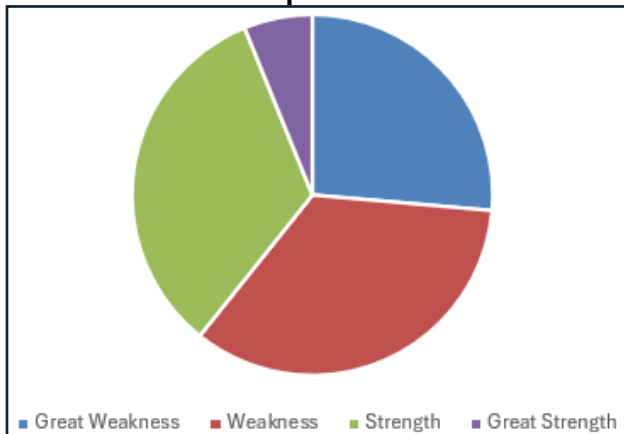
**Table 30: Ranked Responses**

| Answers        | Count | Percentage |
|----------------|-------|------------|
| Great weakness | 38    | 23.03%     |
| Weakness       | 68    | 41.21%     |
| Strength       | 48    | 29.09%     |
| Great Strength | 11    | 6.67%      |

**Question No. 31:** Sidewalks

Answered: 163 Skipped: 13

**Exhibit 31: Response Pie Chart**



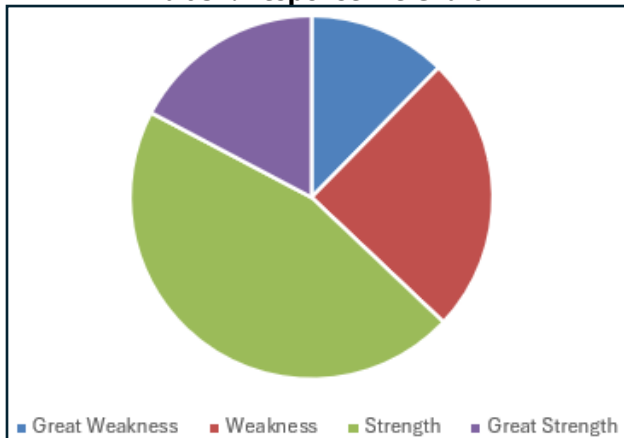
**Table 31: Ranked Responses**

| Answers        | Count | Percentage |
|----------------|-------|------------|
| Great weakness | 43    | 26.38%     |
| Weakness       | 56    | 34.36%     |
| Strength       | 54    | 33.13%     |
| Great Strength | 10    | 6.13%      |

**Question No. 32:** Trails

Answered: 162 Skipped: 14

**Exhibit 32: Response Pie Chart**



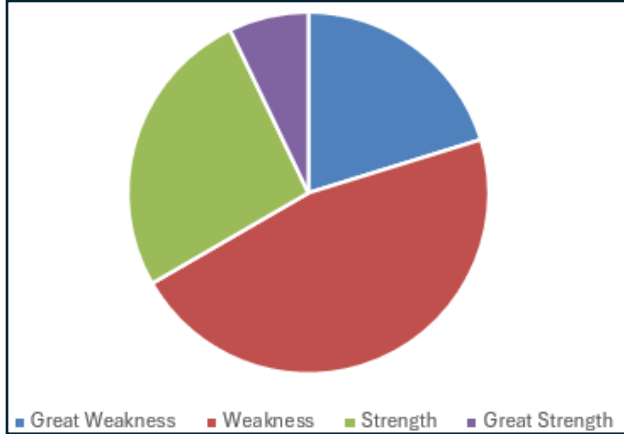
**Table 32: Ranked Responses**

| Answers        | Count | Percentage |
|----------------|-------|------------|
| Great weakness | 20    | 12.35%     |
| Weakness       | 40    | 24.69%     |
| Strength       | 74    | 45.68%     |
| Great Strength | 28    | 17.28%     |

**Question No. 33:** Traffic flow and congestion

Answered: 168 Skipped: 8

**Exhibit 33: Response Pie Chart**



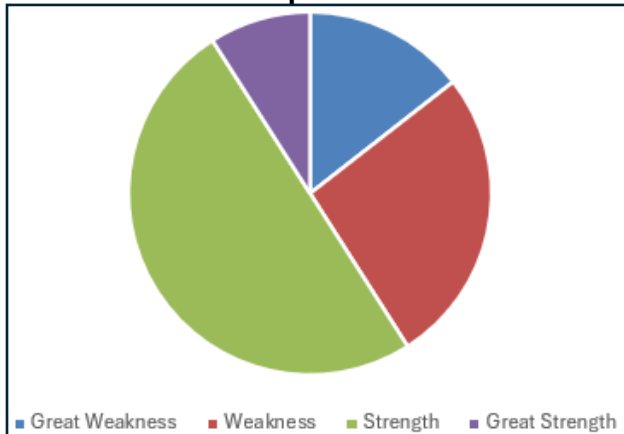
**Table 33: Ranked Responses**

| Answers        | Count | Percentage |
|----------------|-------|------------|
| Great weakness | 34    | 20.24%     |
| Weakness       | 78    | 46.43%     |
| Strength       | 44    | 26.19%     |
| Great Strength | 12    | 7.14%      |

**Question No. 34:** Transit options

Answered: 166 Skipped: 10

**Exhibit 34: Response Pie Chart**



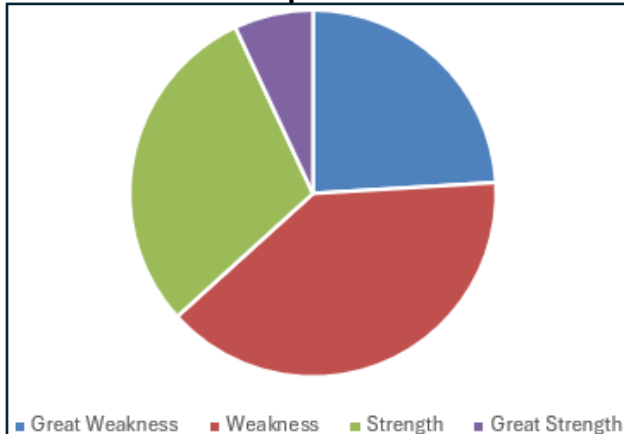
**Table 34: Ranked Responses**

| Answers        | Count | Percentage |
|----------------|-------|------------|
| Great weakness | 24    | 14.46%     |
| Weakness       | 44    | 26.51%     |
| Strength       | 83    | 50%        |
| Great Strength | 15    | 9.04%      |

**Question No. 35:** Walkability

Answered: 158 Skipped: 18

**Exhibit 35: Response Pie Chart**



**Table 35: Ranked Responses**

| Answers        | Count | Percentage |
|----------------|-------|------------|
| Great weakness | 38    | 24.05%     |
| Weakness       | 62    | 39.24%     |
| Strength       | 47    | 29.75%     |
| Great Strength | 11    | 6.96%      |

**Other. If you have additional comments regarding transportation. (unedited):**

- *Too many roundabouts that clog major roadways. Some traffic lights no longer have helpful green right turn arrows which help flow of traffic. For example, the right turn lane for the light going north on Sunset at 9th street backs up much more now that the green arrow has been removed.*
- *I believe a new 3rd option for crossing the river is already planned, if not there needs to be. The population has grown to more than the 2 bridges can handle.*
- *TRANSPORTATION FOR PRIVATE SCHOOLS.*
- *The county commissioners refuse to require developers to build the additional roads, or upgrade the existing roads, associated with the housing being built.*
- *We need to plan our neighborhoods with innovative methods for streets that encourage drivers to slow down and that encourage other methods of transport, such as transit, biking, and walking.*
- *Developers should once again be required to include green spaces in their developments. Also subdivision developments that are done in isolation primarily in old orchard blocks should be required to provide pedestrian access between the properties. There are countless new subdivisions in East Wenatchee that you cannot walk between, It should be a requirement for subdivisions to maintain pathways that connect for pedestrians and bicycles.*
- *It's like free beer but few are thirsty.*
- *I did not recognize how poor Douglas County was for non motorized transportation until I lived here. Totally car centric, which is too bad. No crosswalks on Sunset Hwy between 19th and...Orondo? Does Orondo even have a crosswalk? Lame.*
- *I referenced above. The older section of East Wenatchee and Waterville need sidewalks especially for the outrageous price of a home that does not compare in price to a neighborhood with sidewalks and fire hydrants. Include walking paths that are not along streets in new developments. People who walk their neighborhood are more likely to deter crime. Increase street lights at intersections. like Grant Road and Lyle, Nevada, Nile, etc all the way to the airport. It's creepy at night driving out to the airport without sufficient lighting.*
- *Love the road upgrades! Potholes get repaired quickly. Hwy 28 needs concrete barriers on straight aways! Parks are great, need better lighting and trail maintenance. More sidewalks. Good Link access! Pretty good bike access.*
- *Downtown East Wenatchee not really walkable. Not cute or attractive as a destination.*
- *Bicycles are dangerous to be on roads.*
- *Need more sidewalks, especially around schools. Need for more walking trails. Roundabout by Safeway is a negative (always backed up). Downtown area needs updated and attractive businesses and area to hold community events.*
- *No bike lanes until our county starts taxing bikes. Not kids bikes but adult bikes used for riding our roads. They shouldn't get bike lanes for free. Wake up!*
- *BUILD A BRIDGE FROM ORONDO TO ENTIAT!!!!!! Orondo and Waterville would thrive as it they would become a gateway to outdoor recreation up the Entiat Valley.*

- *Please address safety concerns along Lyle and Kentucky prior to expanding east. Multiple animals have been run over with increased traffic since the opening of Industrial Way. Several walkers have almost been hit on the S curves at 9th St NE and Lyle due to low visibility and excessive speeds. Consider closing Industrial Way until a safer route of passage can be established perhaps from the Fancher side. Or in an area that wasn't previously established as a quiet rural neighborhood that within a year sees an increase in traffic from an average of 16 cars per day to over 100 cars per hour. Please close Industrial Way until traffic can be addressed.*
- *Again Lyle Ave has degraded to the point where walking has become hazardous due to the heavy traffic. Children waiting for the school bus do so at their own risk.*
- *We are lacking in sidewalks on main streets near the schools. I don't worry about my children walking the small residential streets with no sidewalk as there isn't much traffic but when kids have to ride or walk up the side of a main road like Kentucky with no sidewalk it is dangerous. There is not enough right of way for them to fit in some areas which is forcing kids into the road to get home. Sidewalks are needed especially in areas designated as safe walk home areas on busy streets. Also the new Urban Technology way is wreaking havoc in small neighborhoods down 10th st and 9th st NE. There is an enormous increase in traffic from those trying to bypass Grant and avoid stop lights from the airport area. These small roads weren't built for that amount of vehicle traffic and it is a huge safety hazard with how fast these cars are flying down the small residential streets in lines of 20+ cars at a time and no sidewalks for the residents who try to walk or kids walking home.*
- *The roads are being run down and when repairs not done well like on 5th Street by Kenroy, Sterling and the high school. We have our kids walking on the side roads with no sidewalks. More were added but still not enough. The flashing crosswalks are connected so if someone pushes a button on a different street they light up when nobody is at the crosswalk causing traffic and confusion. Such as on 10th Street and 8th or Grant Road. Traffic lights should be synchronized to make traffic flow smoothly and not cause congestion like the lights on Valley Mall Park Way and 9th Street. There are no large truck signs on 9th Street NE above Kentucky but many semis and construction trucks still frequent it tearing up the road. Since the 10th and Urban Industrial Way has been connected it has increased traffic in residential neighborhoods 100%+ where there was local traffic only there is now 100s of cars passing between 5-7 am and pm with lines backed up M-Thursday and sometimes on Fridays.*
- *I live in Rock Island. I would love to have trails available to our community. I do walk through town, and it's more walkable, although it does need work. It would be cool to connect the loop trail down to Rock Island and have access to the pathways in a way that does not interfere but co-exist with our highways. We should never privatize access to water. These resources should be given importance as a human right and to a better quality of life for the community.*
- *East Wenatchee especially Kentucky is real bad. Plus the roads are worse after all the asphalt that keeps getting up down. The traffic flow is horrible I hate to think what it will be like after the other 1000 homes being built in East Wenatchee are done.*
- *I would like to see more connections to the local parks in Douglas County. I live across Hydro Park and would like to see pedestrian access to it. There are no crossings, sidewalks, or facilities to get folks to that park.*

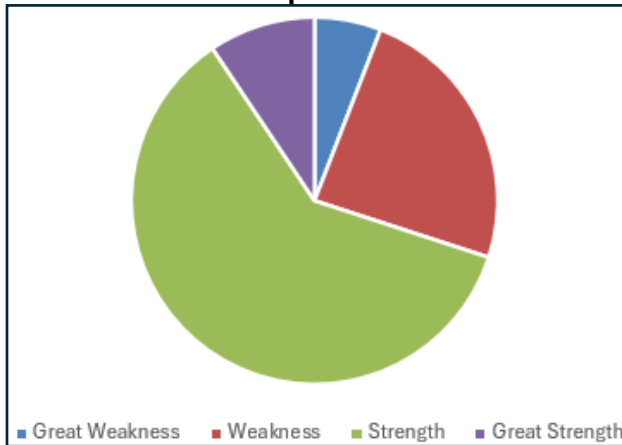
- *Fantastic roads in douglas county. Best roads I've ever driven on. In the northeast, they're 8 times worse. In texas, 3-4 times worse. Kititas county and west have crap roads.*
- *Traffic mitigation needs to be a priority for future growth. Major arterial bottlenecks need to be addressed. Trucks need access to farm and processing facilities. This is vital part of the region today and tomorrow. Airport is major weakness. Two flights a day is a major weakness. Further expansion of trail system is necessary to ensure that treasure continues to be an asset to the community.*
- *It takes over 10 miles to get to an I-25 entrance/exit from/to my home.; Hate to say this but if an entrance/exit could be made available near CORE, that would be nice. Need REAL bike lanes along HWY 67 to the canyon --- some bike lanes are NOT bike lanes and dangerous for both drivers and bike riders.*
- *The infrastructure for walking and biking just does not exist. Even in East Wenatchee, it is unsafe or not well maintained and that's where the most of it is. The county options aside form the loop trail just isn't adequate.*
- *Congestion along sunset highway in East Wenatchee, access to Hwy 97 through at Cascade Avenue in Baker Flats, and access to Hwy 28 at Rock Island from Batterman Road, back to East Wenatchee are all problem areas during high-traffic times. There are limited public transit options in Douglas County and no public transit options serving the late flights into and out of Pangborn Airport.*
- *Our bus system could go all the way to the airport*

**When considering the region’s existing community facilities and services.**

**Question No. 36:** Schools (K-12)

Answered: 170 Skipped: 6

**Exhibit 36: Response Pie Chart**



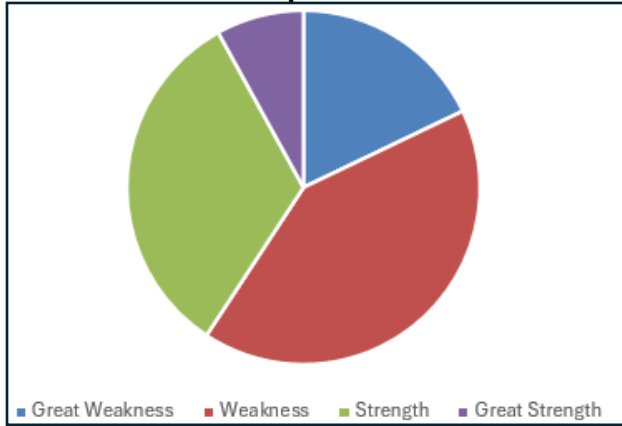
**Table 36: Ranked Responses**

| Answers        | Count | Percentage |
|----------------|-------|------------|
| Great weakness | 10    | 5.88%      |
| Weakness       | 41    | 24.12%     |
| Strength       | 103   | 60.59%     |
| Great Strength | 16    | 9.41%      |

**Question No. 37:** Higher Education (Community colleges, training facilities, other)

Answered: 162 Skipped: 14

**Exhibit 37: Response Pie Chart**



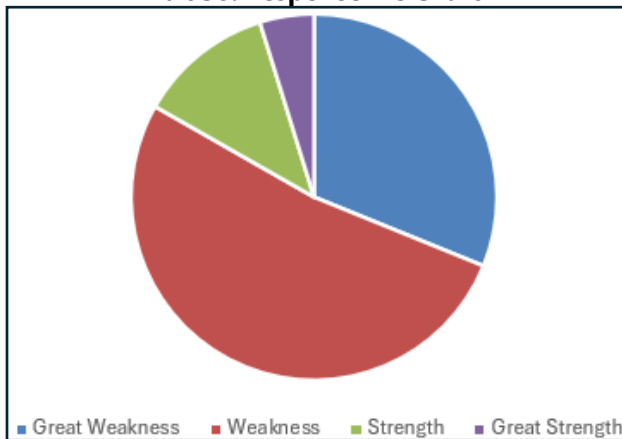
**Table 37: Ranked Responses**

| Answers        | Count | Percentage |
|----------------|-------|------------|
| Great weakness | 29    | 17.90%     |
| Weakness       | 67    | 41.36%     |
| Strength       | 53    | 32.72%     |
| Great Strength | 13    | 8.02%      |

**Question No. 38:** Childcare facilities

Answered: 167 Skipped: 9

**Exhibit 38: Response Pie Chart**



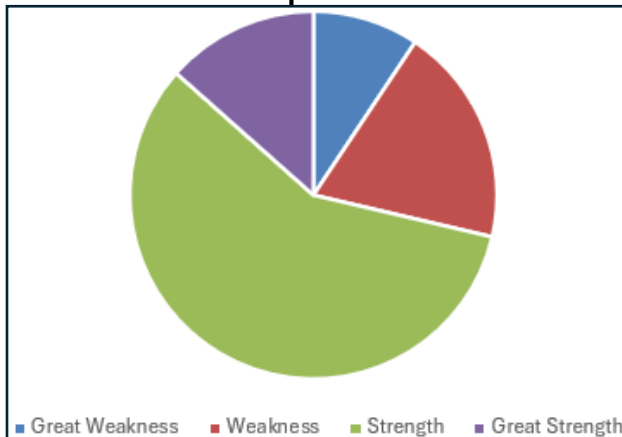
**Table 38: Ranked Responses**

| Answers        | Count | Percentage |
|----------------|-------|------------|
| Great weakness | 52    | 31.14%     |
| Weakness       | 87    | 52.10%     |
| Strength       | 20    | 11.98%     |
| Great Strength | 8     | 4.79%      |

**Question No. 39:** Police/sheriff protection and public safety

Answered: 171 Skipped: 5

**Exhibit 39: Response Pie Chart**



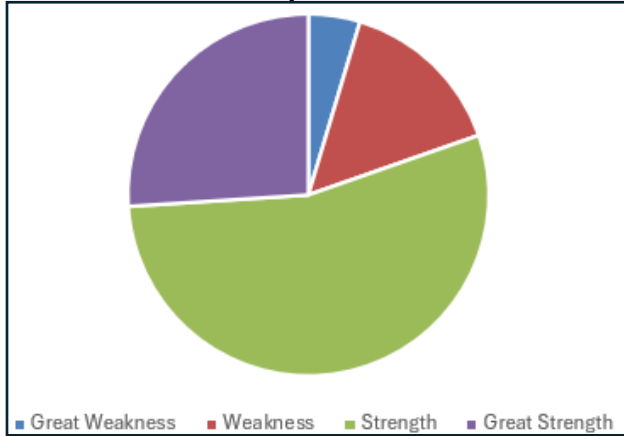
**Table 39: Ranked Responses**

| Answers        | Count | Percentage |
|----------------|-------|------------|
| Great weakness | 16    | 9.36%      |
| Weakness       | 33    | 19.30%     |
| Strength       | 99    | 57.89%     |
| Great Strength | 23    | 13.45%     |

**Question No. 40:** Fire protection and emergency response

Answered: 173 Skipped: 3

**Exhibit 40: Response Pie Chart**



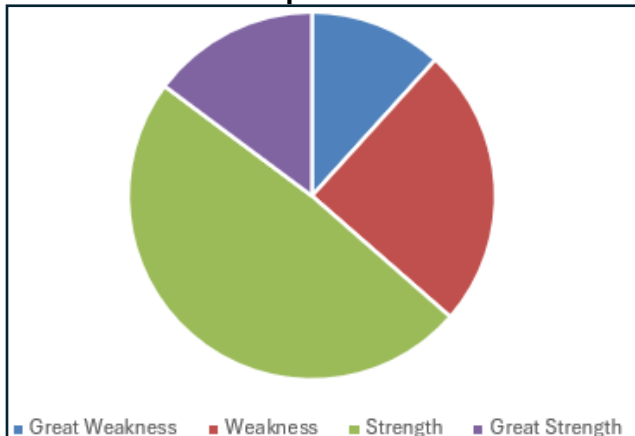
**Table 40: Ranked Responses**

| Answers        | Count | Percentage |
|----------------|-------|------------|
| Great weakness | 8     | 4.62%      |
| Weakness       | 26    | 15.03%     |
| Strength       | 94    | 54.34%     |
| Great Strength | 45    | 26.01%     |

**Question No. 41:** Water and sewer facilities

Answered: 162 Skipped: 14

**Exhibit 41: Response Pie Chart**



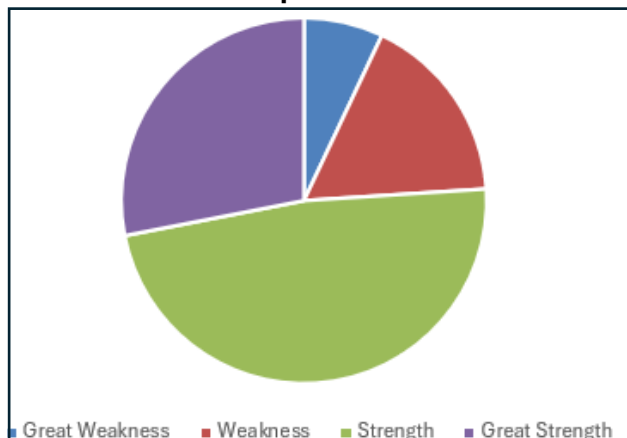
**Table 41: Ranked Responses**

| Answers        | Count | Percentage |
|----------------|-------|------------|
| Great weakness | 19    | 11.73%     |
| Weakness       | 40    | 24.69%     |
| Strength       | 79    | 48.77%     |
| Great Strength | 24    | 14.81%     |

**Question No. 42:** Broadband availability and reliability

Answered: 171 Skipped: 5

**Exhibit 42: Response Pie Chart**

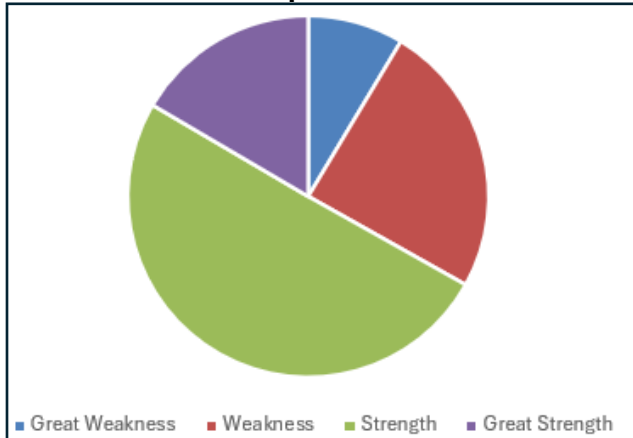


**Table 42: Ranked Responses**

| Answers        | Count | Percentage |
|----------------|-------|------------|
| Great weakness | 12    | 7.02%      |
| Weakness       | 29    | 16.96%     |
| Strength       | 82    | 47.95%     |
| Great Strength | 48    | 28.07%     |

**Question No. 43:** Trash removal and recycling services  
 Answered: 163 Skipped: 13

**Exhibit 43: Response Pie Chart**

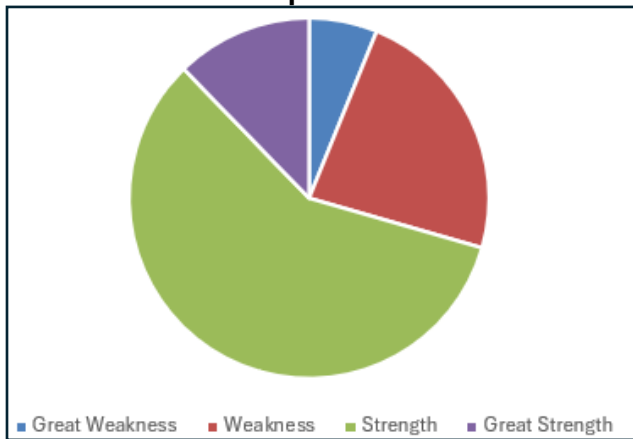


**Table 43: Ranked Responses**

| Answers        | Count | Percentage |
|----------------|-------|------------|
| Great weakness | 14    | 8.59%      |
| Weakness       | 40    | 24.54%     |
| Strength       | 82    | 50.31%     |
| Great Strength | 27    | 16.56%     |

**Question No. 44:** Stormwater drainage  
 Answered: 163 Skipped: 13

**Exhibit 44: Response Pie Chart**

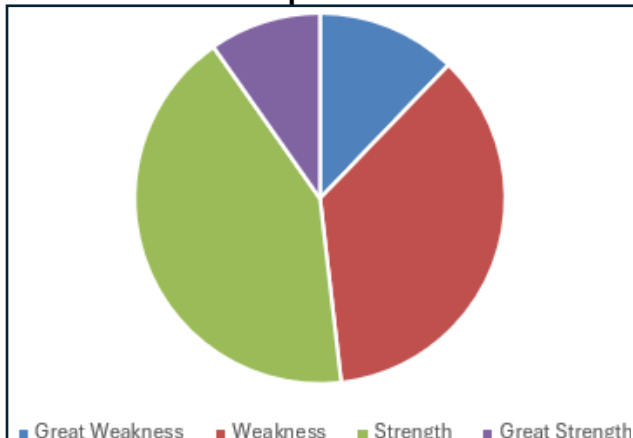


**Table 44: Ranked Responses**

| Answers        | Count | Percentage |
|----------------|-------|------------|
| Great weakness | 10    | 6.13%      |
| Weakness       | 38    | 23.31%     |
| Strength       | 95    | 58.28%     |
| Great Strength | 20    | 12.27%     |

**Question No. 45:** Health care and medical services  
 Answered: 164 Skipped: 12

**Exhibit 45: Response Pie Chart**

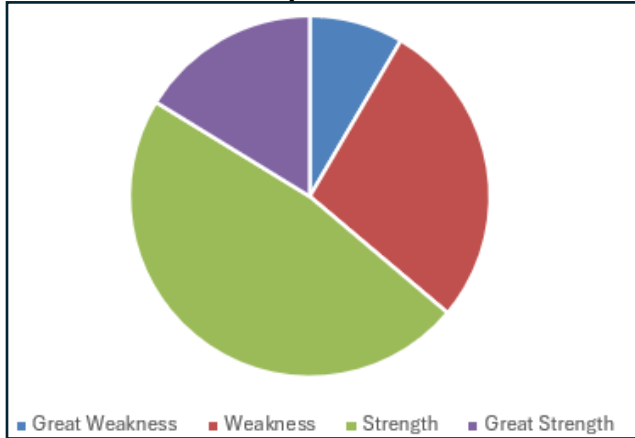


**Table 45: Ranked Responses**

| Answers        | Count | Percentage |
|----------------|-------|------------|
| Great weakness | 20    | 12.20%     |
| Weakness       | 59    | 35.98%     |
| Strength       | 69    | 42.07%     |
| Great Strength | 16    | 9.76%      |

**Question No. 46:** Libraries  
 Answered: 166 Skipped: 10

**Exhibit 46: Response Pie Chart**

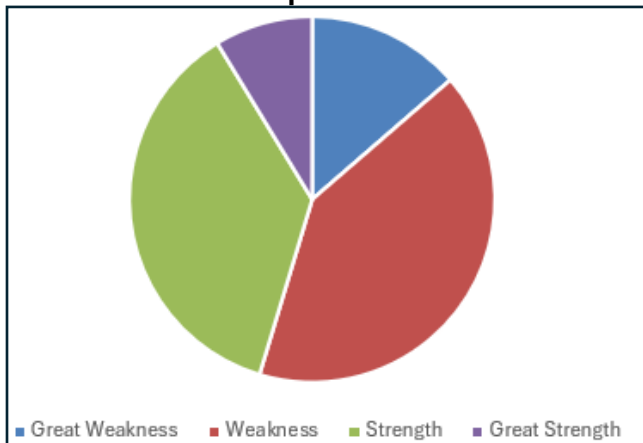


**Table 46: Ranked Responses**

| Answers        | Count | Percentage |
|----------------|-------|------------|
| Great weakness | 14    | 8.43%      |
| Weakness       | 46    | 27.71%     |
| Strength       | 79    | 47.59%     |
| Great Strength | 27    | 16.27%     |

**Question No. 47:** Services for senior citizens  
 Answered: 161 Skipped: 15

**Exhibit 47: Response Pie Chart**

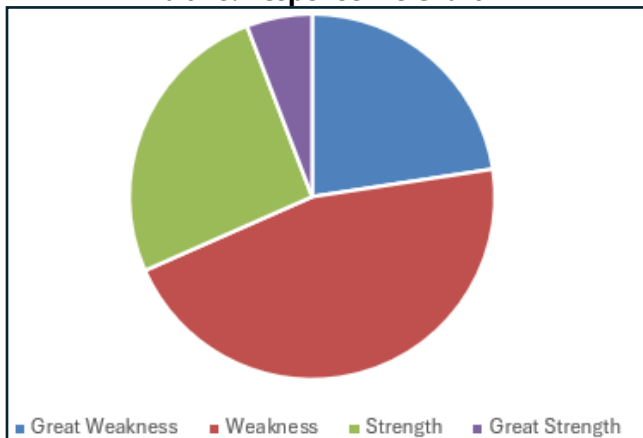


**Table 47: Ranked Responses**

| Answers        | Count | Percentage |
|----------------|-------|------------|
| Great weakness | 22    | 13.66%     |
| Weakness       | 66    | 40.99%     |
| Strength       | 59    | 36.65%     |
| Great Strength | 14    | 8.70%      |

**Question No. 48:** Services for veterans  
 Answered: 155 Skipped: 21

**Exhibit 48: Response Pie Chart**



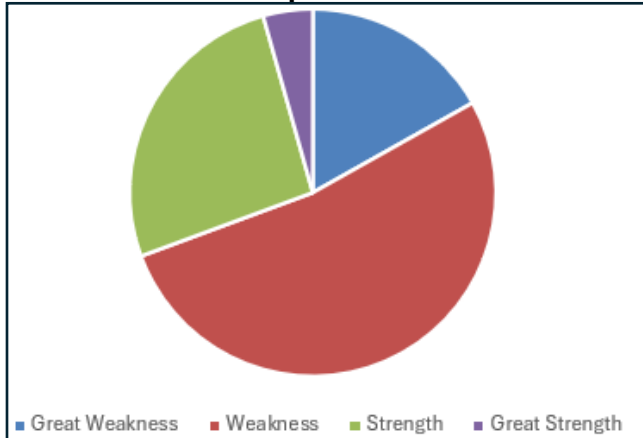
**Table 48: Ranked Responses**

| Answers        | Count | Percentage |
|----------------|-------|------------|
| Great weakness | 35    | 22.58%     |
| Weakness       | 71    | 45.81%     |
| Strength       | 40    | 25.81%     |
| Great Strength | 9     | 5.81%      |

**Question No. 49:** Services for youth

Answered: 160 Skipped: 16

**Exhibit 49: Response Pie Chart**



**Table 49: Ranked Responses**

| Answers        | Count | Percentage |
|----------------|-------|------------|
| Great weakness | 27    | 16.88%     |
| Weakness       | 84    | 55.50%     |
| Strength       | 42    | 26.25%     |
| Great Strength | 7     | 4.38%      |

**Other. If you have additional comments regarding facilities. (unedited):**

- *Other programs and services. If you have additional comments regarding community facilities and services.*
- *FAMILY FRIENDLY ACTIVITIES YEAR ROUND. COMMUNITY CENTERS.*
- *Hard for me to rate some of these items living in Waterville and such a delay in services getting to here, it would-be nice if there were a central satellite for some services so not a 45 minute plus wait during an emergency if possible?*
- *Our K-12 schools have done a fantastic job planning for growth, despite the county allowing developers to opt out of committing resources to support school growth, which is contrary to state law. Our housing units and associated population grows steadily, but none of that growth has contributed to school growth. Kudos to our school boards and superintendents doing a fine job in spite of the lack of support from growth.*
- *Would like to see a sportsplex or facilities for the youth to grow in sports. Instead of making more apartments.*
- *Lack of child Daycare a huge problem.*
- *I repeat the need for open community spaces.*
- *Allowing people in county to easily do ADUs to accommodate housing. County overstepping*
- *We desperately need a sports complex*
- *Programs for youth are severely needed as well as for young adults to keep them from moving away.*
- *More programs available for 14 and 15 year olds to learn and earn money. Programs that give kids and Veteran more self worth. Train more umpires, referees. increase youth programs and have coaching clinics for adults that want help with youth programs but need skill building clinics. Don't cut kids from teams.*
- *Love the schools and parks! Expand summer camps, senior activities.DCSO should work better with surrounding agencies, to network and share resources. EWPD has greatly improved community networking and support!- more visible.*

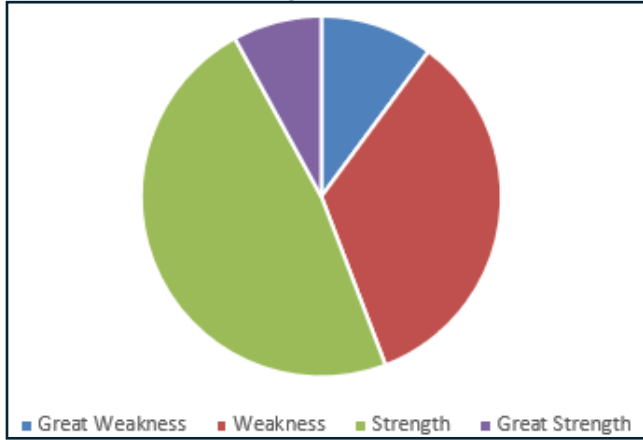
- *School facilities are lacking and bringing down community value. School staff is great, just facilities and the looks brings down value. Lack of parks with shade and sit spots for child areas. Need of more dirt hiking and trails like Chelan County (something close to E Wen - maybe up Badger/Fancher area). Need for small children facilities in winter months (indoor trampoline, etc).*
- *It would be cool to have a water park or other fun facilities*
- *Again. Addressing existing infrastructure prior to expansion. EX: Kentucky St, 9th St NE and 10th St NE experiencing negative impacts from heavy traffic due to traffic revisions and expansion such as the opening of Industrial Way. No safe walk routes for kids. Vegetation growing over the white lines. Accidents impacting traffic flow due to excessive speeds in unsafe conditions....where no sidewalks exist to buffer our kids walking to school. Potholes and drainage issues with increased traffic deteriorating roadways.*
- *County needs to contribute to county parks. Large contribution in 1960's of 120k needs to be made. Inflation adjusted that is 1.2mm. Studies back then indicated that 250 acres of parks were needed by 1980. We have done nothing since to keep improving.*
- *This survey needs an "I'm not sure column." I do not yet have the lived experiences of seniors, and I am not a veteran to speak on those experiences. We do need better police training. I do know that they still have a racial profiling history. They stopped my husband for 'almost expired' car tabs. They did not expire for another month. We had just moved back home from college from being out of state and were already processing our registration to the state. There was no excuse for his stop when a violation was non-existent. We were raised homegrown in this county. We knew racial profiling had been an issue, and moving back, we continue to experience it. We need better support for youth in the schools, too. There is also racial discrimination that continues in these systems. Those institutions are places to learn. Better child development training, social workers, and better counseling should be needed.*
- *The garbage is way to expensive we can do the same dump in Moses Lake for less than 20 bucks. Kids need more to do here besides splash pads and soccer fields. Even Quincy has a water park. There is no real rec center for teens best we have is the Rock wall climbing gym which is expensive.*
- *I HAVE noticed the fiber going in all over the place last year. Very thoughtful upgrade.*
- *More focus on veteran housing and care. Providing a hand up. No incentives for vagrants or squatters. Hire more police officers to enforce illegal camping and crack down on any gang activity. The regional drug task force needs more support. Continue to enforce all laws, support ICE, bail and mandatory sentencing. Obeying the laws needs to be marketed and enforced.*
- *The more rural areas like the northern area of Douglas county is in need of improved infrastructure for walking and biking, reliable internet, and behavioral health options.*
- *We have a dearth of child care and youth services available in Waterville.*

**When considering the Douglas County region’s existing parks, open space areas, and recreational amenities.**

**Question No. 50:** Neighborhood parks

Answered: 163 Skipped: 13

**Exhibit 50: Response Pie Chart**



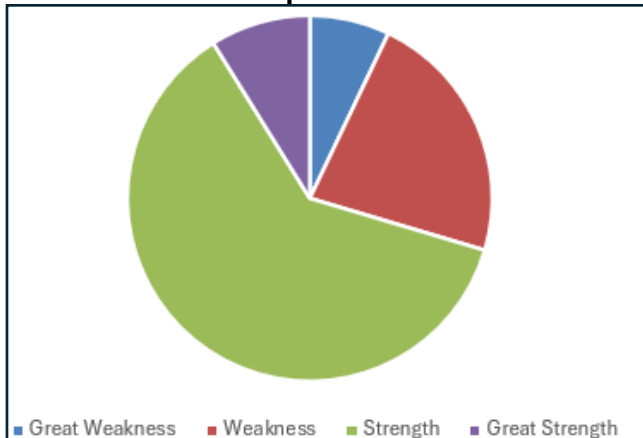
**Table 50: Ranked Responses**

| Answers        | Count | Percentage |
|----------------|-------|------------|
| Great weakness | 20    | 12.27%     |
| Weakness       | 54    | 33.13%     |
| Strength       | 74    | 45.40%     |
| Great Strength | 15    | 9.20%      |

**Question No. 51:** Community Parks

Answered: 169 Skipped: 7

**Exhibit 51: Response Pie Chart**



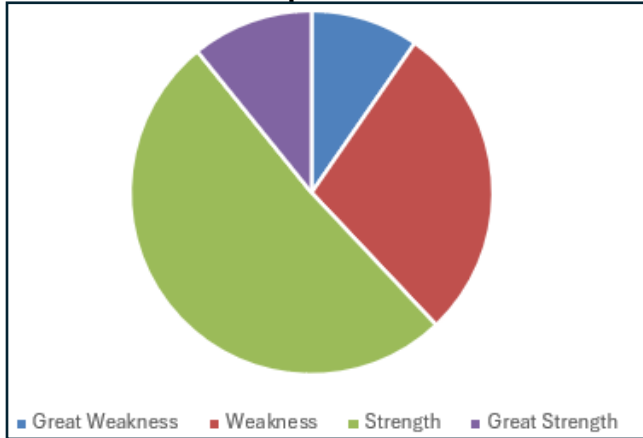
**Table 51: Ranked Responses**

| Answers        | Count | Percentage |
|----------------|-------|------------|
| Great weakness | 12    | 7.10%      |
| Weakness       | 38    | 22.49%     |
| Strength       | 104   | 61.54%     |
| Great Strength | 15    | 8.88%      |

**Question No. 52:** Playgrounds

Answered: 166 Skipped: 10

**Exhibit 52: Response Pie Chart**



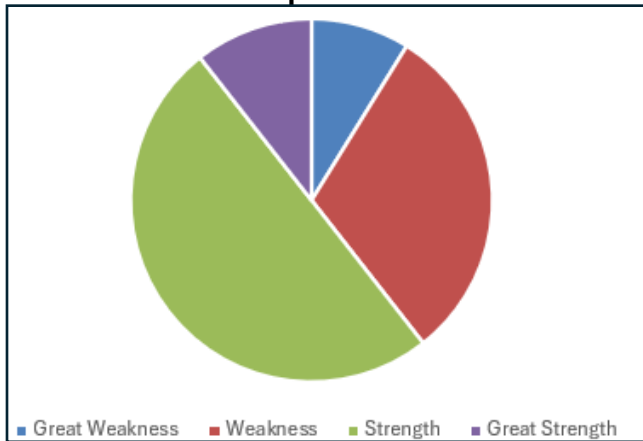
**Table 52: Ranked Responses**

| Answers        | Count | Percentage |
|----------------|-------|------------|
| Great weakness | 16    | 9.64%      |
| Weakness       | 47    | 28.31%     |
| Strength       | 85    | 51.20%     |
| Great Strength | 18    | 10.84%     |

**Question No. 53:** Sports fields and courts

Answered: 170 Skipped: 6

**Exhibit 53: Response Pie Chart**



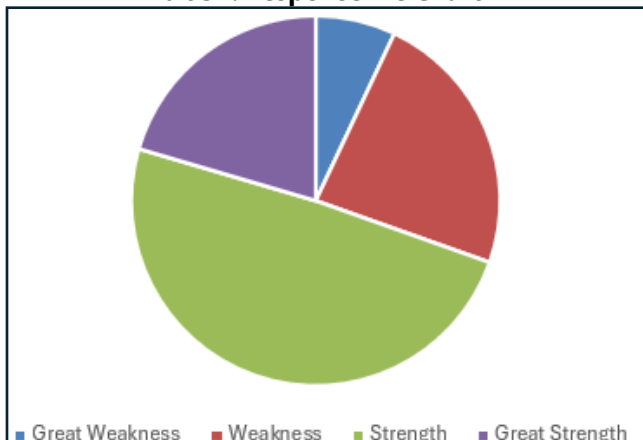
**Table 53: Ranked Responses**

| Answers        | Count | Percentage |
|----------------|-------|------------|
| Great weakness | 15    | 8.82%      |
| Weakness       | 52    | 30.59%     |
| Strength       | 85    | 50%        |
| Great Strength | 18    | 10.59%     |

**Question No. 54:** Water/river access features

Answered: 171 Skipped: 5

**Exhibit 54: Response Pie Chart**



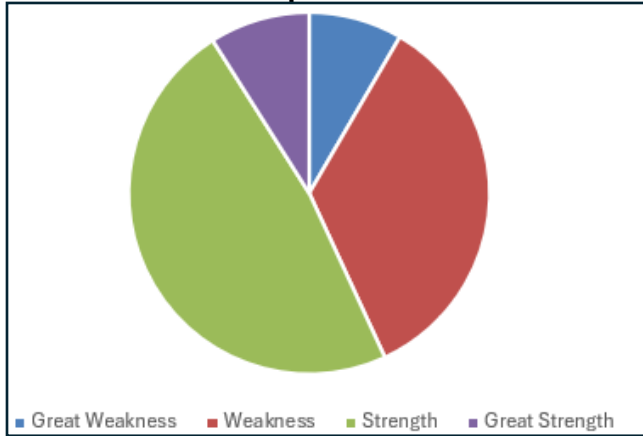
**Table 54: Ranked Responses**

| Answers        | Count | Percentage |
|----------------|-------|------------|
| Great weakness | 12    | 7.02%      |
| Weakness       | 40    | 23.39%     |
| Strength       | 84    | 49.12%     |
| Great Strength | 35    | 20.47%     |

**Question No. 55:** Recreational programs

Answered: 167 Skipped: 9

**Exhibit 55: Response Pie Chart**



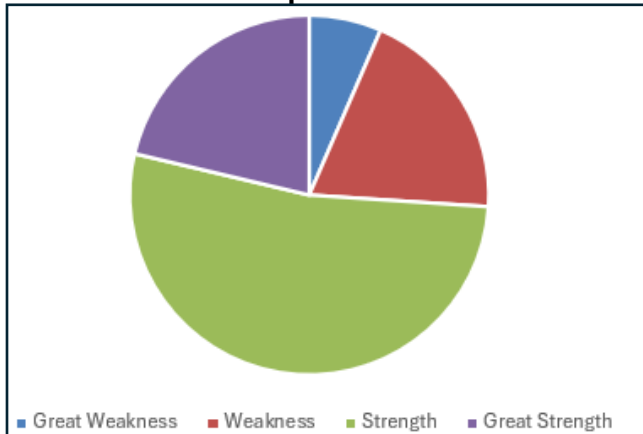
**Table 55: Ranked Responses**

| Answers        | Count | Percentage |
|----------------|-------|------------|
| Great weakness | 14    | 8.38%      |
| Weakness       | 58    | 34.73%     |
| Strength       | 80    | 47.90%     |
| Great Strength | 15    | 8.98%      |

**Question No. 56:** Open space and natural areas

Answered: 169 Skipped: 7

**Exhibit 56: Response Pie Chart**



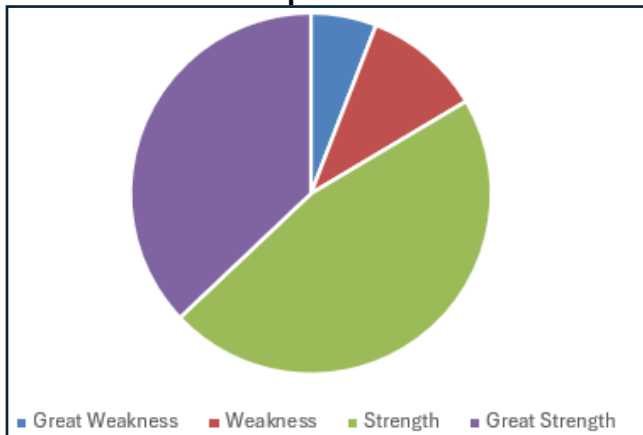
**Table 56: Ranked Responses**

| Answers        | Count | Percentage |
|----------------|-------|------------|
| Great weakness | 11    | 6.51%      |
| Weakness       | 33    | 19.53%     |
| Strength       | 89    | 52.66%     |
| Great Strength | 39    | 21.30%     |

**Question No. 57:** Environmental features such as the Columbia River and other water bodies, forests and mountains

Answered: 170 Skipped: 6

**Exhibit 57: Response Pie Chart**

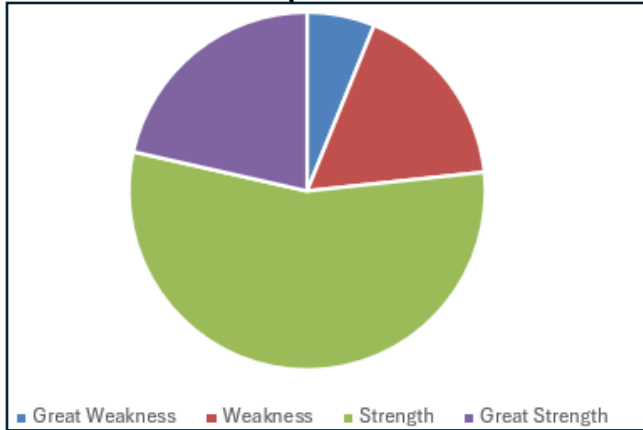


**Table 57: Ranked Responses**

| Answers        | Count | Percentage |
|----------------|-------|------------|
| Great weakness | 10    | 5.88%      |
| Weakness       | 18    | 10.59%     |
| Strength       | 79    | 46.47%     |
| Great Strength | 63    | 37.06%     |

**Question No. 58:** Proximity and access to regional open spaces (County and State Parks, preserves, etc.)  
*Answered: 163 Skipped: 13*

**Exhibit 58: Response Pie Chart**

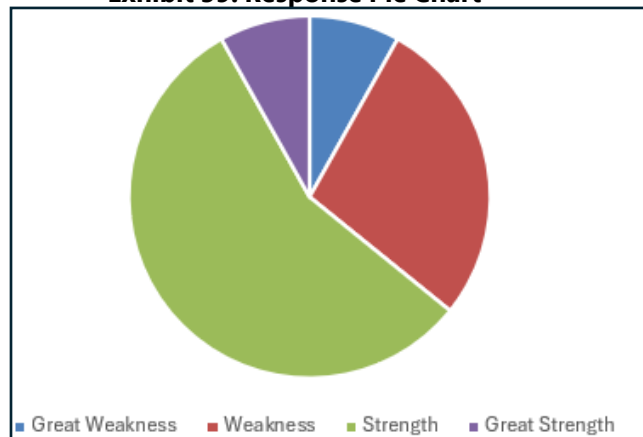


**Table 58: Ranked Responses**

| Answers        | Count | Percentage |
|----------------|-------|------------|
| Great weakness | 10    | 6.13%      |
| Weakness       | 28    | 17.18%     |
| Strength       | 90    | 55.21%     |
| Great Strength | 35    | 21.47%     |

**Question No. 59:** ADA accessibility of parks and recreation facilities  
*Answered: 148 Skipped: 28*

**Exhibit 59: Response Pie Chart**

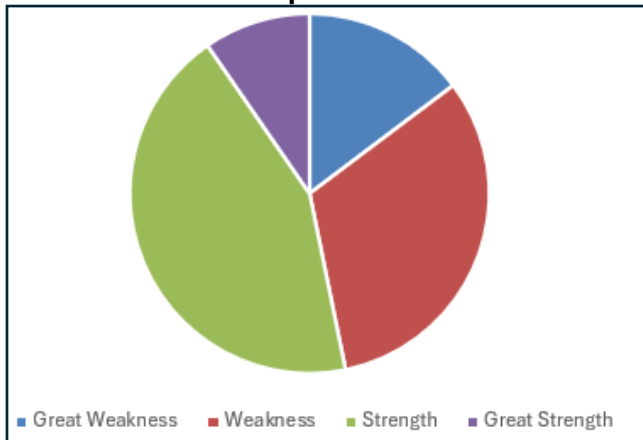


**Table 59: Ranked Responses**

| Answers        | Count | Percentage |
|----------------|-------|------------|
| Great weakness | 12    | 8.11%      |
| Weakness       | 41    | 27.70%     |
| Strength       | 83    | 56.08%     |
| Great Strength | 12    | 8.11%      |

**Question No. 60:** The community's efforts towards sustainability  
*Answered: 156 Skipped: 20*

**Exhibit 60: Response Pie Chart**



**Table 60: Ranked Responses**

| Answers        | Count | Percentage |
|----------------|-------|------------|
| Great weakness | 23    | 14.74%     |
| Weakness       | 50    | 32.05%     |
| Strength       | 68    | 43.59%     |
| Great Strength | 15    | 9.62%      |

**Other. If you have additional comments regarding parks, open space, recreation, and natural areas. (unedited):**

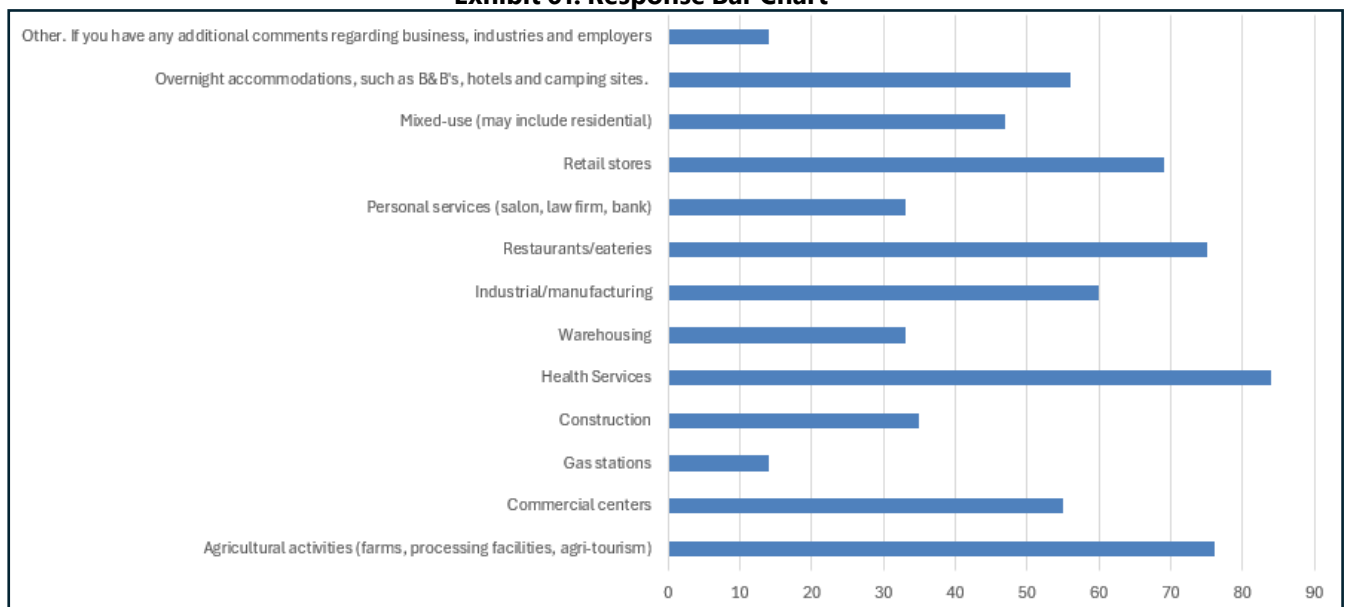
- *Safety has become a concern while using the Apple Capital Loop Trail in places. It would be nice if that could be addressed.*
- *MORE FENCED PARKS FOR CHILDREN. SAGE HILLS CHURCH IS A GREAT EXAMPLE.*
- *The county commissioners have not built one park or recreational facility in 30 years. Instead, they allow developers to pay the Eastmont Metro Parks Department what amounts to a pittance when compared to the amount of growth they've encouraged.*
- *Build facilities for our youth can develop in sports*
- *More small neighborhood parks are needed, especially in areas of new construction. Smaller lot sizes discourage children from playing in their yards or their friends' yards. Neighborhood parks encourage community.*
- *I repeat the need for open community spaces. that Our integrated into the community Has greenbelt and parkways. Too much emphasis put on sports fields*
- *Bathroom trail options and actually maintaining them*
- *Good now, but it may come under political threat that needs to be considered in the future.*
- *Chelan County has the better water access for boating. It would be nice if there were more water safety devices anchored into the river to indicate safe water access without being caught in the Columbia River turbulants.*
- *Too many parks close for the winter.*
- *More trail heads. More organized activities for outdoors. Need focus on recycling!!*
- *Not easy to find out if there are any community programs, especially for adults. Are there?*
- *Do not allow homeless to camp in our public spaces.*
- *Based on Bridgeport.*
- *Need more recreational trails for hiking etc close to town. Perhaps Sand Canyon. A need for more shaded bench areas in parks by child play areas. More indoor child activities.*
- *Please preserve our foothills along the bench area between Fancher and 10th, and protect the Hamilton Cemetery. Getting this land into Douglas and Chelan Land Trust hands would be a positive step forward. Creating an alternative access road from the Fancher Stop Light through Sand Canyon to the airport to reduce traffic from Kentucky, 9th and 10 St NE would also create parking access to the trail system. The road could be constructed in new territory without impacting previously established quiet neighborhoods and be built to address heavy traffic up front.*
- *I believe we should try to preserve the area in the hills below Fancher. It is a big hiking and recreational area and the only hiking East Wenatchee really has to offer.*
- *I live in Rock Island. I would love to have trails available to our community. I do walk through town, and it's more walkable, although it does need work. It would be cool to connect the loop trail down to Rock Island and have access to the pathways in a way that does not interfere but co-exist with our highways. We should never privatize access to water. These are resources that should be given importance as a human right and to a better quality of life for the community.*

- *I would like to see more of an emphasis on the county to have parks that are accessible for all families, I think Eastmont Park is a great start but would like to see other parks in the area get such improvements. I also don't hear of the County utilizing their parks meaning hosting events at them to bring in people and families.*
- *Regional sports complex will be a huge strength. Attracting more tourists and families seeking a superior alternative from the west side quagmire.*
- *I moved here for peace and quiet ..... not for sport fields or entertainment parks like the one being built near Sterling Ranch --- which is a fiasco from many perspectives.*

**Question No. 61:** When considering the local economy and job opportunities, what types of businesses, industries and employers are needed in the Douglas County region?

Answered: 152 Skipped: 24

**Exhibit 61: Response Bar Chart**



**Table 61: Ranked Responses**

| Answers   | Count | Percentage |
|---|-------|------------|
| Agricultural activities (farms, processing facilities, agri-tourism)                    | 76    | 43.18%     |
| Commercial centers  | 55    | 31.25%     |
| Gas stations  | 14    | 7.95%      |
| Construction  | 35    | 19.89%     |
| Health Services   | 84    | 47.73%     |
| Warehousing   | 33    | 18.75%     |
| Industrial/manufacturing  | 60    | 34.09%     |
| Restaurants/eateries  | 75    | 42.61%     |
| Personal services (salon, law firm, bank)   | 33    | 18.75%     |
| Retail stores   | 69    | 39.20%     |
| Mixed-use (may include residential)   | 47    | 26.70%     |
| Overnight accommodations, such as B&B's, hotels and camping sites                       | 56    | 31.82%     |
| Other. If you have any additional comments regarding business, industries and employers | 14    | 7.95%      |

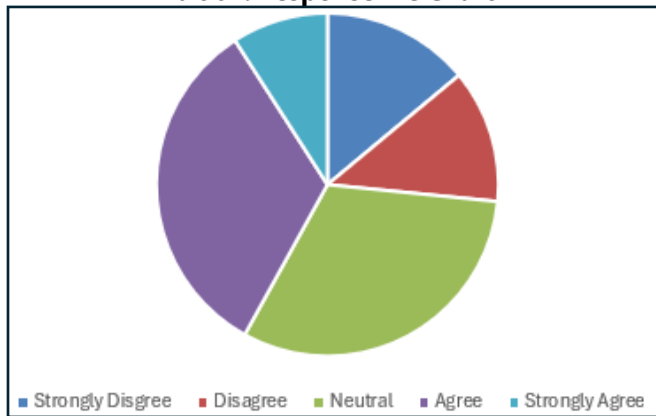
**Other. If you have additional comments regarding business, industries and employers (unedited):**

- *There county's land-use restrictions lump a large variety of businesses into having to use land that is zoned industrial, and there is a severe shortage of industrial-zoned land in the county especially from Orondo through E. Wen to Rock Island.*
- *Server stations that use a large portion of our energy from the dams. They should never increase citizen rates. No, not ever!*
- *Mental health centers*
- *I am less interested in big box stores and big restaurant chains coming to our county. We need to encourage small to medium size businesses locating in the county.*
- *Grocery stores especially in Orondo*
- *Enviro-tourism*
- *Ensuring the right balance is struck where large business don't drive up the costs of public utilities.*
- *Employment opportunities more dispersed through the county.*

**Question No. 62:** When considering the County's unique natural attractions, quality of life amenities, good schools, diverse cultural activities, and other factors. Do you agree Douglas County should be marketed as a "destination place" making it appealing for people to visit or move here, creating more jobs, housing recreational opportunities?

Answered: 143 Skipped: 33

**Exhibit 62: Response Pie Chart**

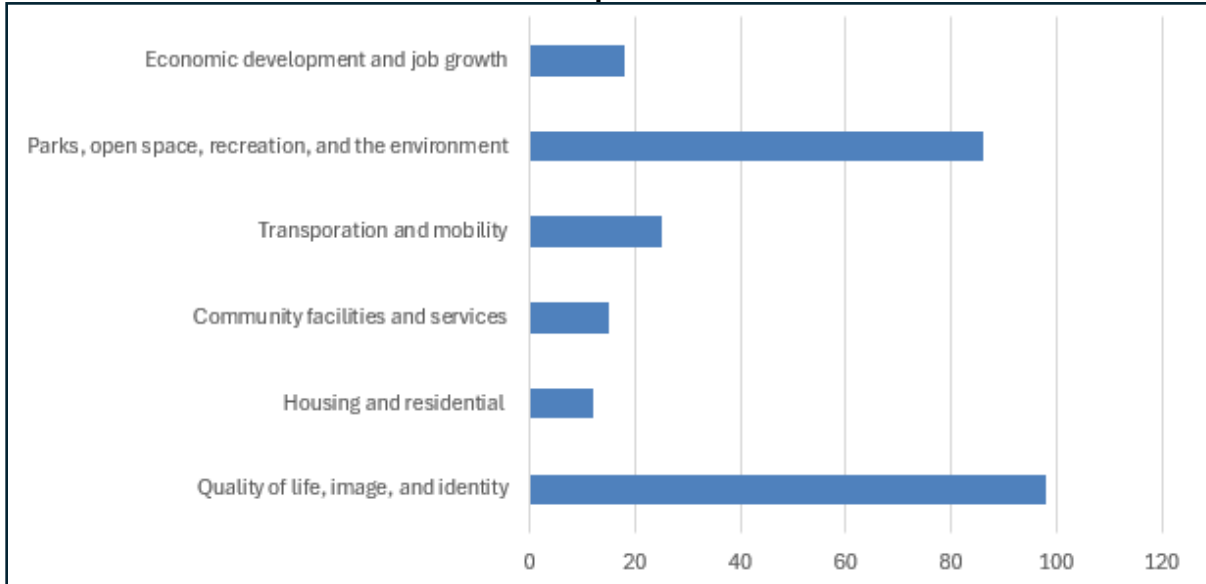


**Table 62: Ranked Responses**

| Answers           | Count | Percentage |
|-------------------|-------|------------|
| Strongly disagree | 20    | 13.99%     |
| Disagree          | 18    | 12.59%     |
| Neutral           | 45    | 31.47%     |
| Agree             | 47    | 32.87%     |
| Strongly agree    | 13    | 9.09%      |

**Question No. 63:** Of the topics discussed, which is the Douglas County region’s greatest strength?  
*Answered: 155 Skipped: 21*

**Exhibit 63: Response Bar Chart**

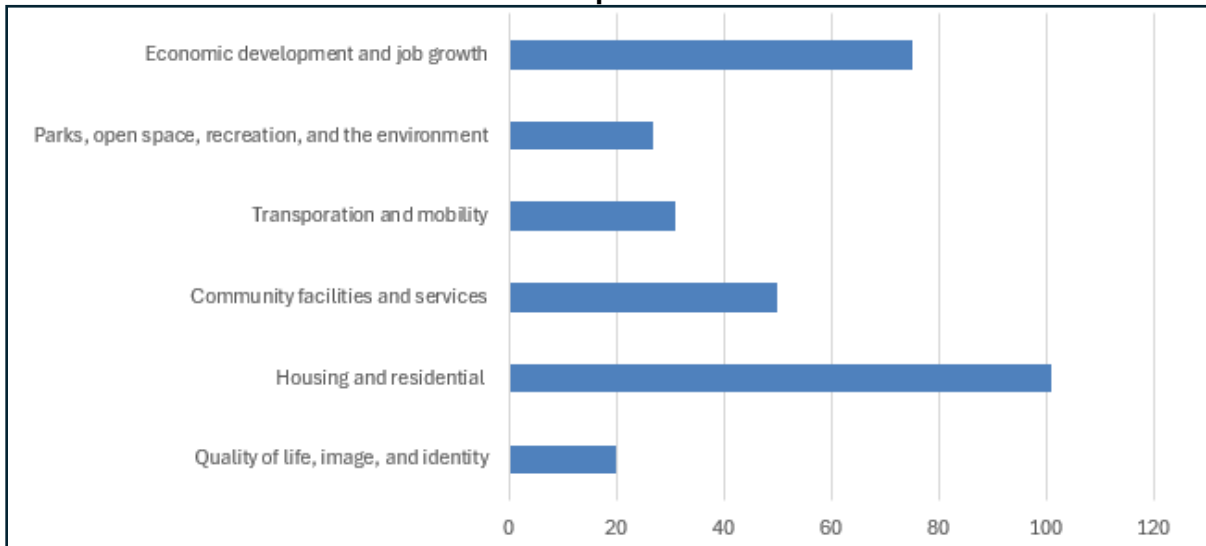


**Table 63: Ranked Responses**

| Answers  | Count | Percentage |
|--|-------|------------|
| Quality of life, image, and identity               | 98    | 55.68%     |
| Housing and residential                            | 12    | 6.82%      |
| Community facilities and services                  | 15    | 24.41%     |
| Transportation and mobility                        | 25    | 18.18%     |
| Parks, open space, recreation, and the environment | 86    | 14.20%     |
| Economic development and job growth                | 18    | 40.91%     |

**Question No. 64:** Of the topics discussed, which is the Douglas County region’s greatest weakness?  
*Answered: 160 Skipped: 16*

**Exhibit 64: Response Bar Chart**





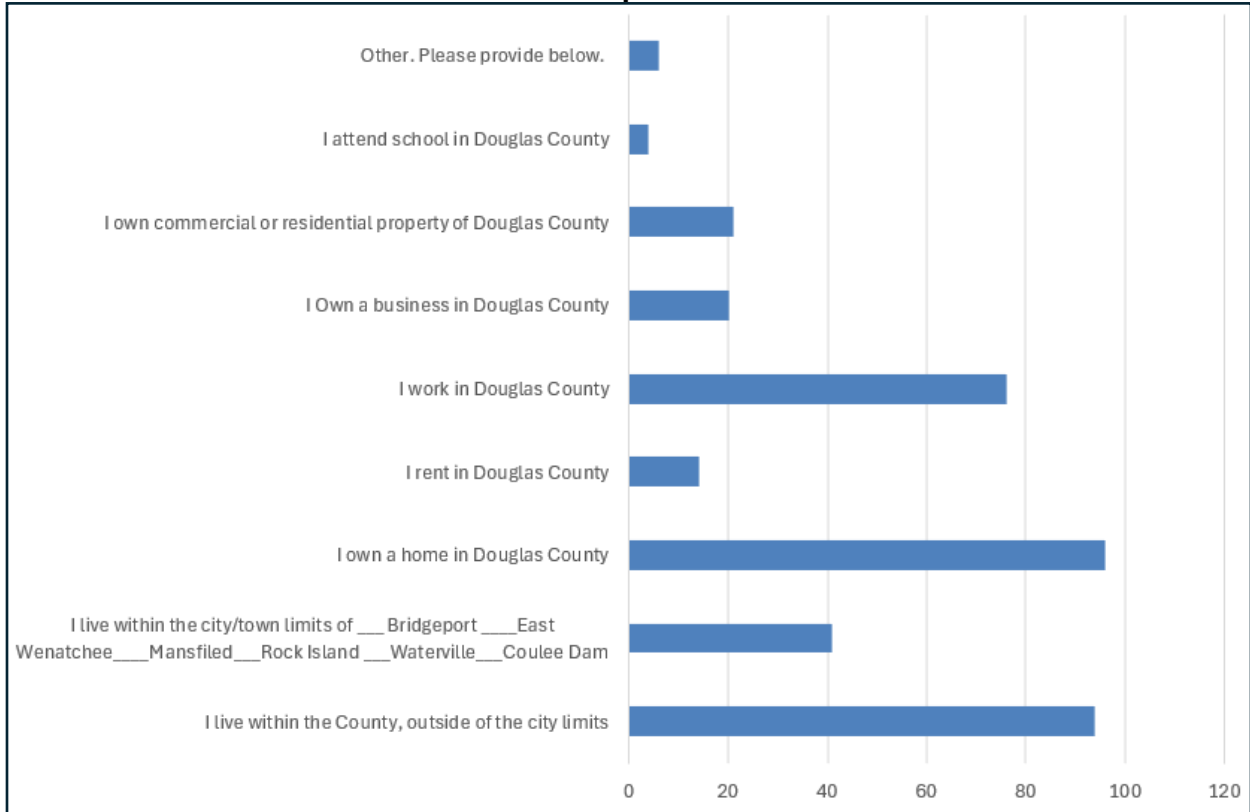
- *Need to cut back on developments ---- the infrastructure in place cannot support it --- and crime is increasing.*
- *More sidewalks in residential areas. Better snow plowing and more thorough clean up after a storm has passed, so that piled snow at the edges of intersections don't become ice piles that last for months. Winter maintenance of the Douglas county side of the loop trail, including plowing of the short access trails between parking lots and the loop trail. The worst example of this is the trail connector at the 19th Street parking lot in East Wenatchee.*
- *More indoor businesses such as arcade, pinball, ping pong for families.*
- *More and better services. Roads are in tough shape, Sheriffs office is understaffed, and snow removal system seems to be maxed out.*
- *More and better road networks with sidewalks and bike lanes. More businesses and commercial development. Less housing and urban sprawl full of private roads. More parks and access to the Columbia River. New water reservoirs (e.g. Foster Creek) that would support parks, water sports, irrigation, fire suppression, power generation, and more.*
- *more affordable single family homes. higher pay rates for local jobs*
- *More affordable housing.*
- *More affordable housing- encourage smaller boutique shops or fruitstands*
- *More affordable home prices*
- *More affordable family housing options. Being more welcoming and inviting to all who want to live here.*
- *Link bus stops A grocery store*
- *Less government regulation! Improving traffic flow and transportation corridors. Attracting more airlines and daily flights.*
- *Keeping costs of living affordable. Preserving the East Wenatchee bench. Addressing traffic and public safety along high traffic corridors.*
- *It's too expensive to live here. There's no shopping or good eatery's.*
- *Irrigation on the plateau.*
- *If it wasn't turning into a giant city. We are eastern washington not seattle.*
- *I don't want more people here*
- *Housing that is truly affordable. The rents are coming to be more inline with bigger cities and our wages don't support that, especially for single income households. Single family homes are far too expensive for most average couples/families to buy in our area now. Also need more apartments that have access for people with limited mobilities. Most are older complexes with lots of stairs.*
- *Housing options and broader range of affordability. More green (trees, grasses, community gardens)*
- *Help drop the crime rate. B*
- *Having affordable housing and that would mean providing jobs with a livable wage, school buildings being modernized, increasing access to transit options.*
- *Grocery store and gas station in north East Wenatchee. Building above the airport and towards fancher. Added police. Giant sports complex in north East Wenatchee*
- *Economically affordable*
- *DOWNSIZING THE POPULATION. OUR MEDICAL FACILITIES ARE OVERWHELMED AND WE ARE NOT GETTING THE SERVICES WE NEED AS FAMILIES BECAUSE TOO MANY PEOPLE AND NOT ENOUGH RESOURCES.*
- *Douglas County is very White and conservative. People who drive around in jacked up trucks flying Trump flags create a scary, unwelcoming environment if you are ethnic, LGBT or not of a different mindset. The county would do well to foster a culture of tolerance if it wants to attract people.*

- *cure/reverse the exponential light pollution . the county and city seem determined to illuminate every thing with led street lights. a good example is the entire length of sunset highway. added to this the plague of private motion sensing lights everywhere. The light pollution codes for commercial businesses are completely un-enforced and private residences are exempt for light pollution regulations. There is NO empirical evidence that more lights make you safer.*
- *Creating a variety of housing options. Re-designing neighborhood streets and larger roads with safety in mind and less speed. Making neighborhoods appealing to live in with trees, safe and walkable streets.*
- *County overstepping and making it too hard for small agriculture to thrive*
- *Community markets, planned events and activities, more sidewalks, affordable housing- homes, duplexes, retirement communities. Big library with youth activities, community classes on agriculture, sustainability , local history etc.*
- *Better traffic flow along major streets such as Grant that would pull traffic off the neighborhood streets. Speed bumps would help immensely!*
- *Better paying jobs and more affordable housing.*
- *Better housing, affordable housing, access to green spaces, and access to local histories (all histories Native, colonial, and immigrant). We need to protect our environment to protect our ways of life.*
- *Attractive businesses that are not solely reliant on tourism or service industry. I want to start a business but without economic incentives banks are reluctant to invest*
- *Another bridge. More Seattle flights out of Pangborn and more flights to other locations other than Seattle like Spokane, Vancouver, Portland, or Las Vegas:)*
- *Affordable housing based upon the average income in the county rural areas definitely don't make as much as the East Wenatchee area and people buying after selling properties elsewhere, so our prices are attractive but makes our market not affordable for locals.*
- *Affordable housing and changing land use or codes to help with that.*
- *Affordability, better services, better education, better medical options, solve the homeless problem, safety, curb appeal of businesses and homes.*
- *Affable housing at all levels*
- *Access to the river for low mobility people and for launching boats, Beach facilities in north UGA.*

**Question No. 66:** What is your relationship to Douglas County?

Answered: 163 Skipped: 13

**Exhibit 66: Response Bar Chart**



**Table 66: Ranked Responses**

| Answers  | Count | Percentage |
|--|-------|------------|
| I live within the County, outside of city limits   | 94    | 53.41%     |
| I live within the city/town limits of ___ Bridgeport ___ East<br>Wenatchee ___ Mansfield ___ Rock Island ___ Waterville ___ Coulee Dam | 41    | 23.30%     |
| I own a home in Douglas County   | 96    | 54.55%     |
| I rent in Douglas County   | 14    | 7.95%      |
| I work in Douglas County   | 76    | 43.18%     |
| I own a business in Douglas County   | 20    | 11.36%     |
| I own commercial or residential property in Douglas County   | 21    | 11.93%     |
| I attend school in Douglas County  | 4     | 2.27%      |
| Other  | 6     | 3.41%      |

**Other. (unedited):**

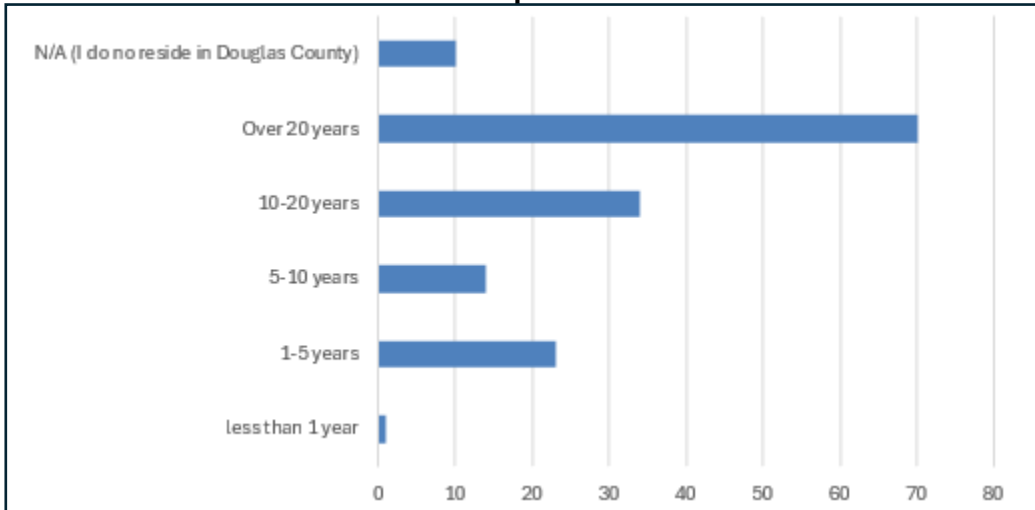
- Shop
- retired federal employee
- retired
- Our children attend Eastmont School District.
- I work in Douglas County.

- *I Own a business outside of Douglas County that I would move into the county given the opportunity to find affordable industrial land, or if restrictions prohibiting me from moving my business to Agricultural-zoned land.*

**Question No. 67:** How long have you lived in Douglas County?

Answered: 152 Skipped: 24

**Exhibit 67: Response Bar Chart**

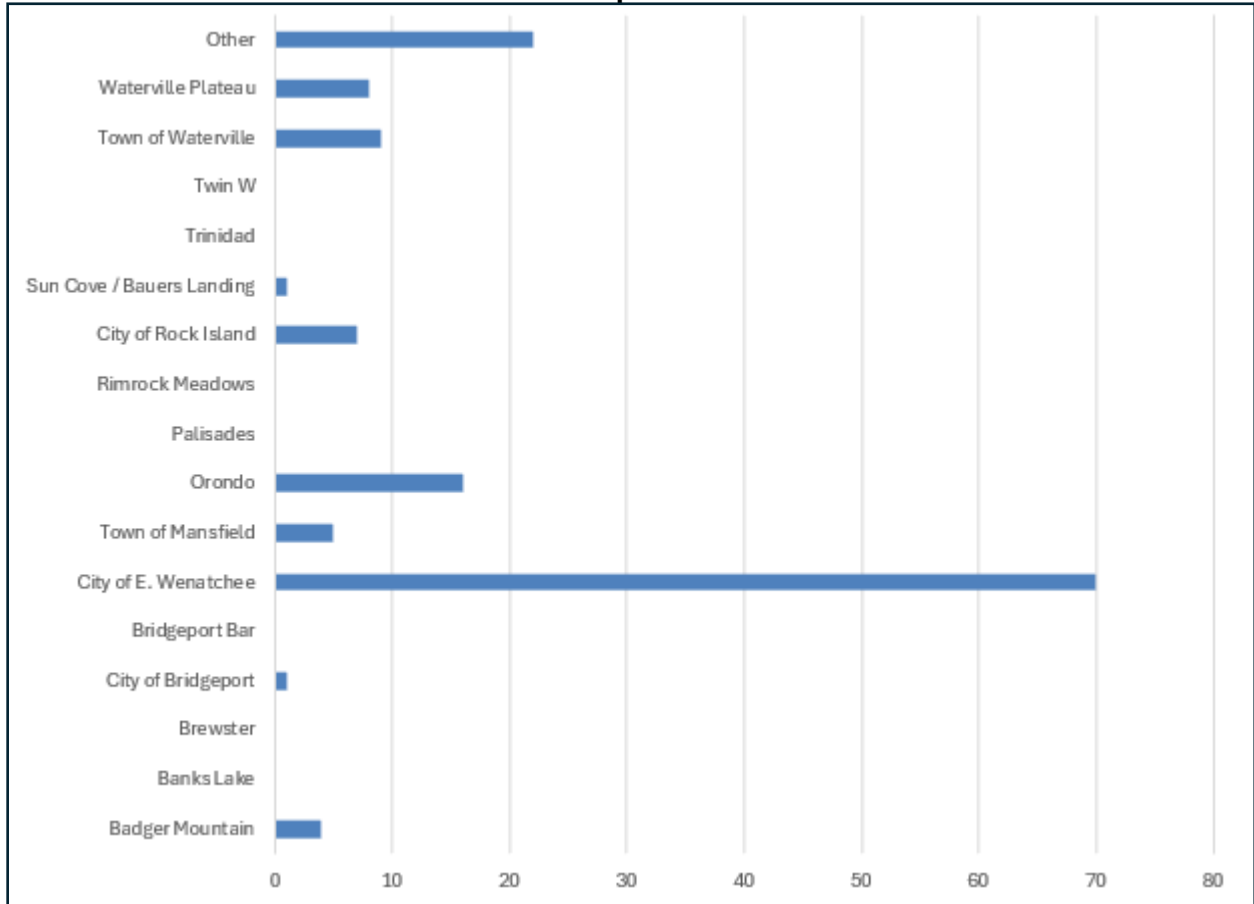


**Table 67: Ranked Responses**

| Answers                                 | Count | Percentage |
|---|-------|------------|
| Less than 1 year                        | 1     | 0.66%      |
| 1 – 5 years                             | 23    | 15.13%     |
| 5-10 years                              | 14    | 9.21%      |
| 10 -20 years                            | 34    | 22.37%     |
| Over 20 years                           | 70    | 46.05%     |
| N/A (I do not reside in Douglas County) | 10    | 6.58%      |

**Question No. 68:** What general area do you live in?  
 Answered: 163 Skipped: 13

**Exhibit 68: Response Bar Chart**



**Table 68: Ranked Responses**

| Answers              | Count | Percentage | Answers                   | Count | Percentage |
|----------------------|-------|------------|---------------------------|-------|------------|
| Badger Mountain      | 4     | 2.27%      | Rimrock Meadows           | 0     | 0%         |
| Banks Lake           | 0     | 0%         | City of Rock Island       | 7     | 3.98%      |
| Brewster             | 0     | 0%         | Sun Cove / Bauers Landing | 1     | 0.57%      |
| City of Bridgeport   | 1     | 0.57%      | Trinidad                  | 0     | 0%         |
| Bridgeport Bar       | 0     | 0%         | Twin W                    | 0     | 0%         |
| City of E. Wenatchee | 70    | 39.77%     | Town of Waterville        | 9     | 5.11%      |
| Town of Mansfield    | 5     | 2.84%      | Waterville Plateau        | 8     | 4.55%      |
| Orondo               | 16    | 9.09%      | Other                     | 22    | 12.50%     |
| Palisades            | 0     | 0%         |                           |       |            |

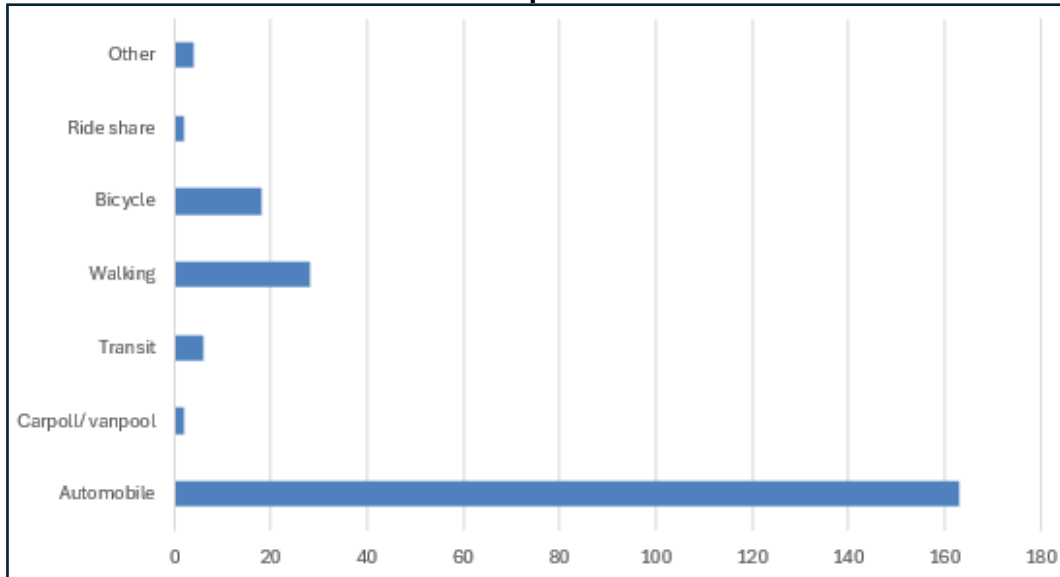
**Other. (unedited):**

- *Wenatchee*
- *Chelan County*
- *NORTH UGA*
- *N/a*
- *Just outside East Wenatchee city limits*
- *I live in Colorado. What are these places? Please care enough to edit the surveys you stole from Washington or somewhere.*
- *East Wenatchee. County*
- *East Wenatchee proper*
- *Airport*
- *19<sup>th</sup> st.*

**Question No. 69:** What are your primary modes of transportation?

Answered: 163 Skipped: 13

**Exhibit 69: Response Bar Chart**



**Table 69: Ranked Responses**

| Answers           | Count | Percentage |
|-------------------|-------|------------|
| Automobile        | 163   | 92.61%     |
| Carpool / Vanpool | 2     | 1.14%      |
| Transit           | 6     | 3.41%      |
| Walking           | 28    | 15.91%     |
| Bicycle           | 18    | 10.23%     |
| Ride share        | 2     | 1.14%      |
| Other             | 4     | 1.27%      |

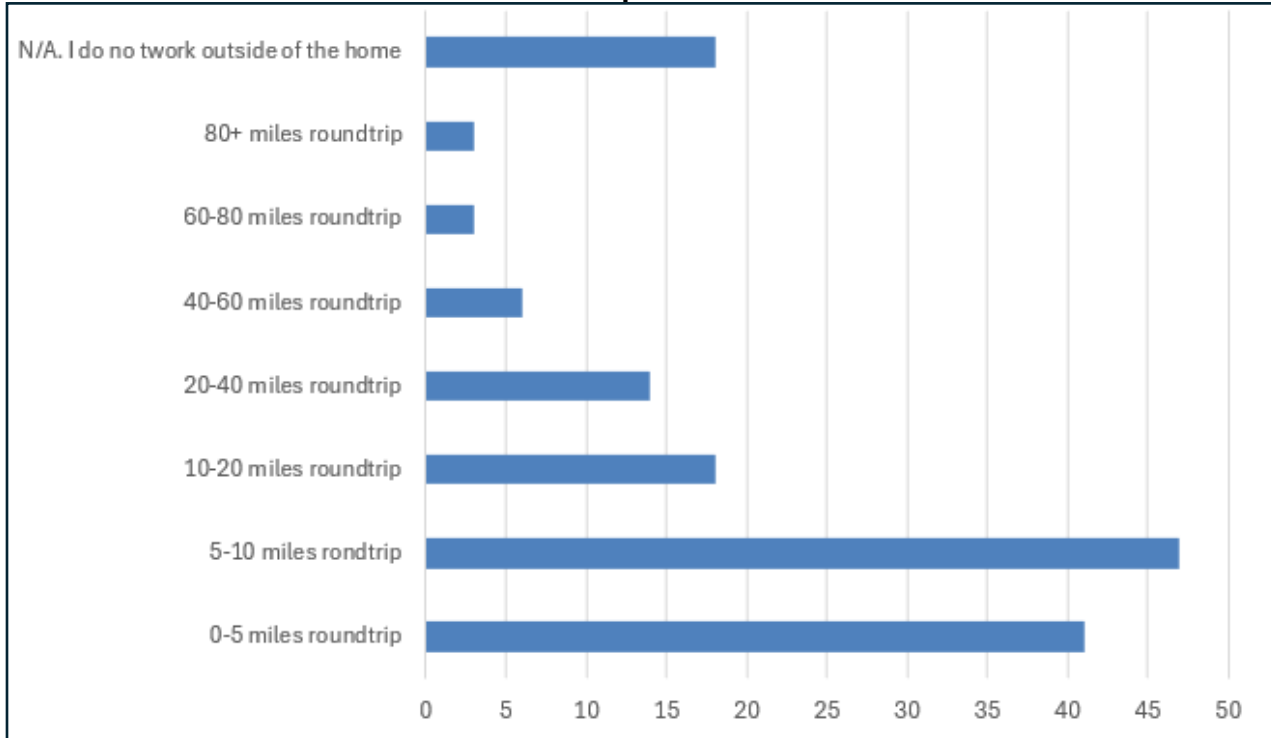
**Other. (unedited):**

- *Horseback*
- *Golf cart*

**Question No. 70:** How far do you travel to and from work or school?

Answered: 163 Skipped: 13

**Exhibit 70: Response Bar Chart**



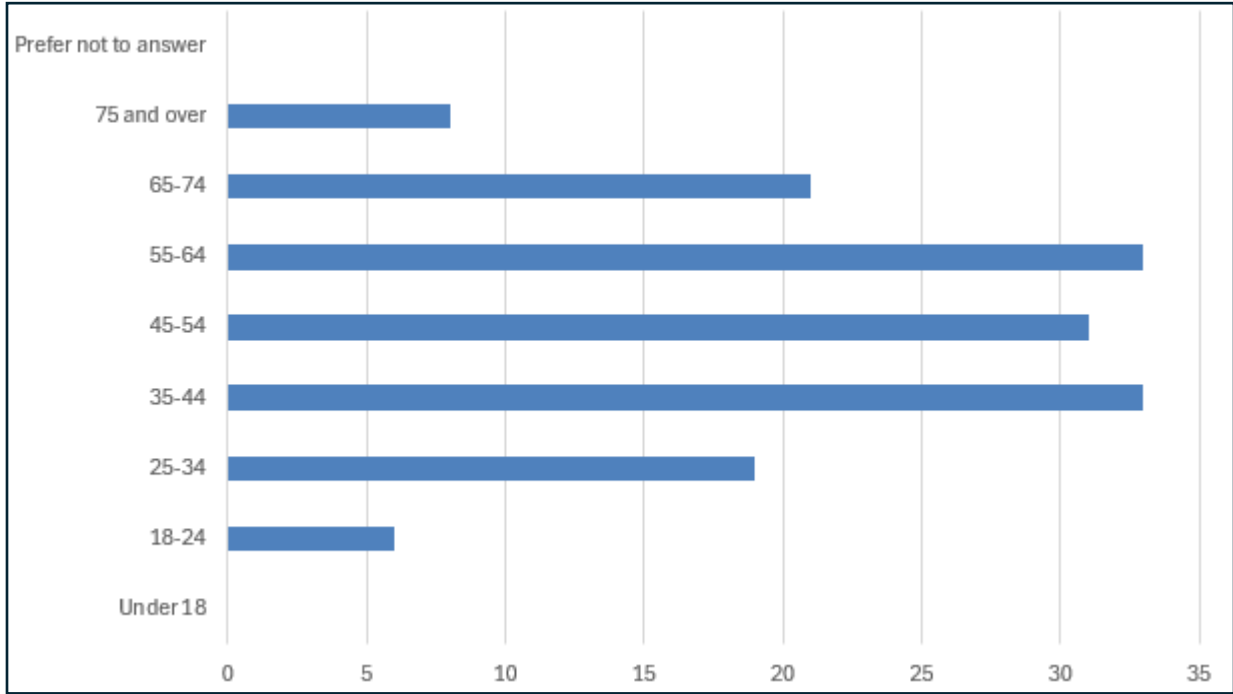
**Table 70: Ranked Responses**

| Answers                                | Count | Percentage |
|--|-------|------------|
| 0-5 miles roundtrip                    | 41    | 23.30%     |
| 5-10 miles roundtrip                   | 47    | 26.370%    |
| 10-20 miles roundtrip                  | 18    | 10.23%     |
| 20-40 miles roundtrip                  | 14    | 7.95%      |
| 40-60 miles roundtrip                  | 6     | 3.41%      |
| 60-80 miles roundtrip                  | 3     | 1.70%      |
| 80+ miles roundtrip                    | 3     | 1.70%      |
| N/A. I do not work outside of the home | 18    | 10.23%     |

**Question No. 71:** What is your age range?

Answered: 163 Skipped: 13

**Exhibit 71: Response Bar Chart**



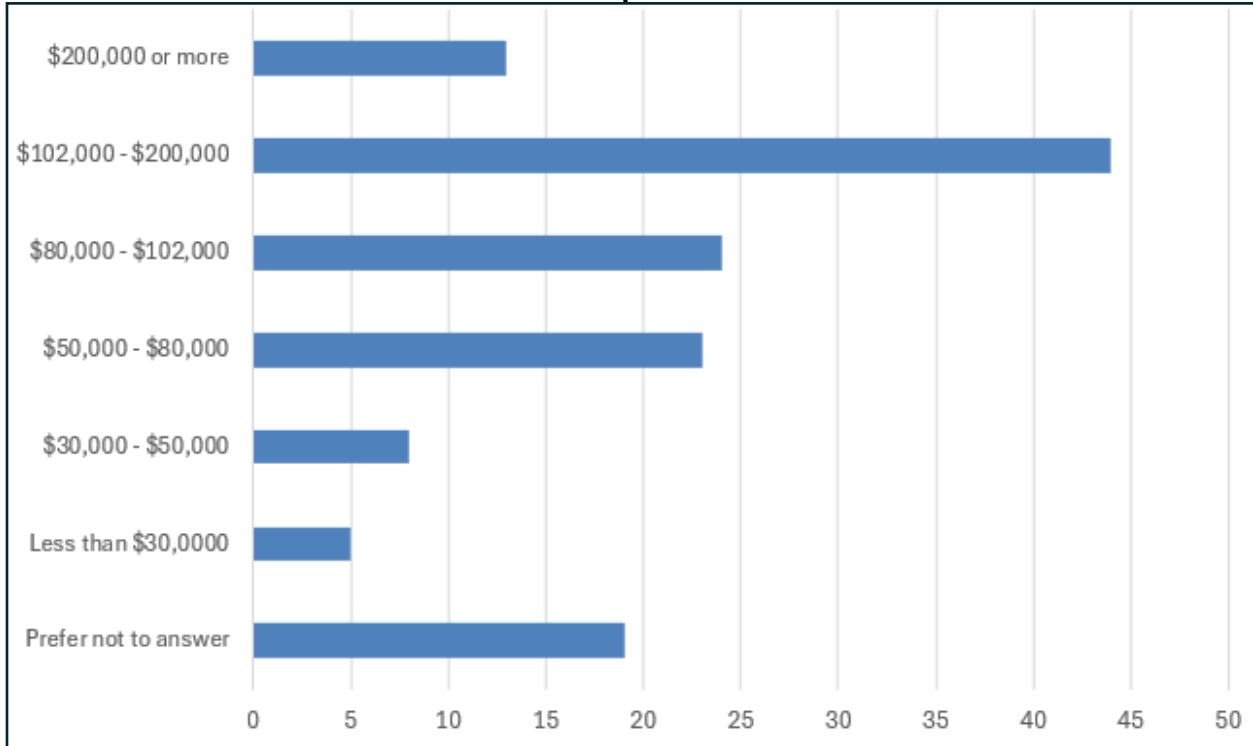
**Table 71: Ranked Responses**

| Answers              | Count | Percentage |
|----------------------|-------|------------|
| Under 18             | 0     | 0%         |
| 18 – 24              | 6     | 4.03%      |
| 25 – 34              | 19    | 12.75%     |
| 35 – 44              | 31    | 20.81%     |
| 45 – 54              | 31    | 20.81%     |
| 55 – 64              | 33    | 22.15%     |
| 65 – 74              | 21    | 14.09%     |
| 75 and over          | 8     | 5.37%      |
| Prefer not to answer | 0     | 0%         |

**Question No. 72:** What is your household income?

Answered: 147 Skipped: 29

**Exhibit 72: Response Bar Chart**



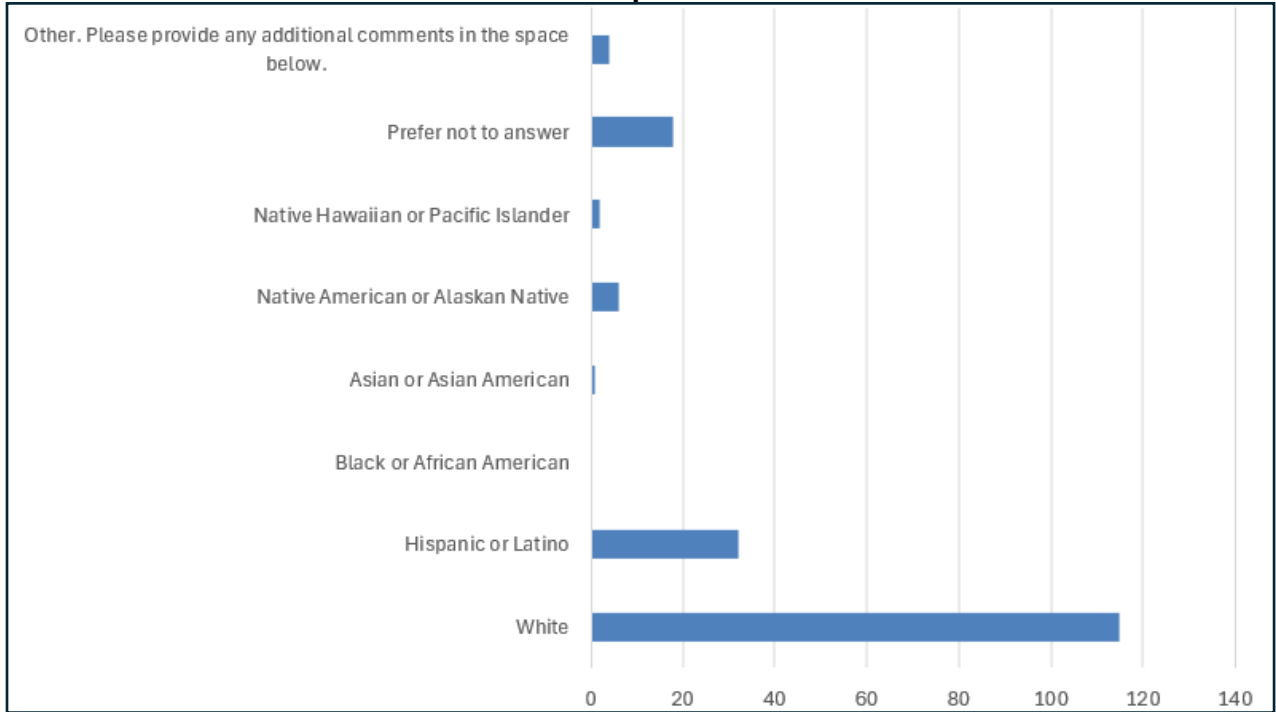
**Table 72: Ranked Responses**

| Answers               | Count | Percentage |
|-----------------------|-------|------------|
| Less than \$30,000    | 5     | 2.84%      |
| \$30,000 - \$50,000   | 8     | 4.55%      |
| \$50,000 - \$80,000   | 23    | 13.07%     |
| \$80,000 - \$102,000  | 24    | 13.64%     |
| \$102,000 - \$200,000 | 44    | 25%        |
| \$200,000 or more     | 13    | 7.39%      |
| Prefer not to answer  | 19    | 10.80%     |

**Question No. 73:** Do you identify as any of the following groups?

Answered: 163 Skipped: 13

**Exhibit 73: Response Bar Chart**



**Table 73: Ranked Responses**

| Answers                             | Count | Percentage |
|-------------------------------------|-------|------------|
| White                               | 115   | 65.34%     |
| Hispanic or Latino                  | 32    | 18.18%     |
| Black or African American           | 0     | 0%         |
| Asian or Asian American             | 1     | 0.57%      |
| Native American or Alaskan Native   | 6     | 3.41%      |
| Native Hawaiian or Pacific Islander | 2     | 1.14%      |
| Prefer not to answer                | 18    | 10.23%     |
| Other                               | 4     | 2.27%      |

**Other. (unedited):**

- *Meat popsicle*
- *Human*
- *American. Tis is my only country of many generations.*