



# Official Returns

of the

## February Special Election

held in

Douglas County

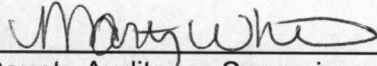
February 9, 2016

State of Washington


## Oath of County Auditor or Supervisor of Elections

STATE OF WASHINGTON            )  
  ) ss.  
COUNTY OF Douglas

I solemnly swear that the returns of the February Special Election held on 02/09/16 in Douglas County, State of Washington, have been in no way altered and that they are the same as when they were deposited in my office.

  
\_\_\_\_\_  
County Auditor or Supervisor of Elections

*Subscribed and sworn to me this 19<sup>th</sup> day of February 2016*

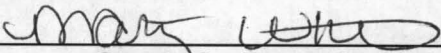
 *designee*  
\_\_\_\_\_  
Chairman, County Legislative Authority

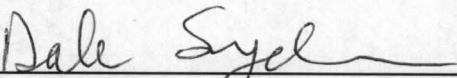
## Certification of the Canvassing Board


STATE OF WASHINGTON            )  
  ) ss.  
COUNTY OF Douglas


The undersigned officers designated by law as constituting the Canvassing Board for the County of Douglas, State of Washington, hereby certify that this is a full, true and correct copy of the Abstract of Votes including the cumulative results, precinct results, and a reconciliation report of votes cast at the February Special Election held on 02/09/16, in Douglas County, State of Washington, and that the following are the true and reconciled numbers of voters and votes counted.

*Witness our hands and official seal this 19<sup>th</sup> day of February 2016*

  
\_\_\_\_\_  
County Auditor or Supervisor of Elections

  
\_\_\_\_\_  
Chairman, County Legislative Authority or Designee

  
\_\_\_\_\_  
County Prosecuting Attorney or Designee



**Cumulative Results Report**

Feb Special Election 2016

Official

Run Time 10:58 AM

Run Date 2/19/2016

**Douglas County**

Special Election

2/9/2016

Page 1 of 2

**Unofficial results**

Registered Voters

981 of 2071 = 47.37 %

Precincts Reporting

0 of 12 = 0.00 %

**Bridgeport School District No. 75****Special Election - Proposition 1**

Choice	Party	Absentee Voting		Early Voting		Election Day Voting		Total	
Levy Yes		213	61.03 %	0	0.00 %	0	0.00 %	213	61.03 %
Levy No		135	38.68 %	0	0.00 %	0	0.00 %	135	38.68 %
Cast Votes:		348	99.71 %	0	0.00 %	0	0.00 %	348	99.71 %
Undervotes:		1	0.29 %	0	0.00 %	0	0.00 %	1	0.29 %
Overvotes:		0	0.00 %	0	0.00 %	0	0.00 %	0	0.00 %

**Lake Chelan School District No. 129****Special Election - Proposition 1**

Choice	Party	Absentee Voting		Early Voting		Election Day Voting		Total	
Levy Yes		20	54.05 %	0	0.00 %	0	0.00 %	20	54.05 %
Levy No		17	45.95 %	0	0.00 %	0	0.00 %	17	45.95 %
Cast Votes:		37	100.00 %	0	0.00 %	0	0.00 %	37	100.00 %
Undervotes:		0	0.00 %	0	0.00 %	0	0.00 %	0	0.00 %
Overvotes:		0	0.00 %	0	0.00 %	0	0.00 %	0	0.00 %

**Lake Chelan School District No.129****Special Election - Proposition 2**

Choice	Party	Absentee Voting		Early Voting		Election Day Voting		Total	
Levy Yes		25	67.57 %	0	0.00 %	0	0.00 %	25	67.57 %
Levy No		12	32.43 %	0	0.00 %	0	0.00 %	12	32.43 %
Cast Votes:		37	100.00 %	0	0.00 %	0	0.00 %	37	100.00 %
Undervotes:		0	0.00 %	0	0.00 %	0	0.00 %	0	0.00 %
Overvotes:		0	0.00 %	0	0.00 %	0	0.00 %	0	0.00 %

**Brewster School District No. 111-203J****Special Election - Proposition 1**

Choice	Party	Absentee Voting		Early Voting		Election Day Voting		Total	
Approved		47	47.96 %	0	0.00 %	0	0.00 %	47	47.96 %
Rejected		50	51.02 %	0	0.00 %	0	0.00 %	50	51.02 %
Cast Votes:		97	98.98 %	0	0.00 %	0	0.00 %	97	98.98 %
Undervotes:		1	1.02 %	0	0.00 %	0	0.00 %	1	1.02 %
Overvotes:		0	0.00 %	0	0.00 %	0	0.00 %	0	0.00 %

**Cumulative Results Report**

Feb Special Election 2016

Official

Run Time 10:58 AM

Run Date 2/19/2016

**Douglas County**

Special Election

2/9/2016

Page 2 of 2

**Unofficial results**

Registered Voters

981 of 2071 = 47.37 %

Precincts Reporting

0 of 12 = 0.00 %

**Mansfield School District No. 207****Special Election - Proposition 1**

Choice	Party	Absentee Voting		Early Voting		Election Day Voting		Total	
Levy Yes		130	72.22 %	0	0.00 %	0	0.00 %	130	72.22 %
Levy No		50	27.78 %	0	0.00 %	0	0.00 %	50	27.78 %
Cast Votes:		180	100.00 %	0	0.00 %	0	0.00 %	180	100.00 %
Undervotes:		0	0.00 %	0	0.00 %	0	0.00 %	0	0.00 %
Overvotes:		0	0.00 %	0	0.00 %	0	0.00 %	0	0.00 %

**Orondo School District No. 13****Special Election - Proposition 1**

Choice	Party	Absentee Voting		Early Voting		Election Day Voting		Total	
Levy Yes		129	57.85 %	0	0.00 %	0	0.00 %	129	57.85 %
Levy No		94	42.15 %	0	0.00 %	0	0.00 %	94	42.15 %
Cast Votes:		223	100.00 %	0	0.00 %	0	0.00 %	223	100.00 %
Undervotes:		0	0.00 %	0	0.00 %	0	0.00 %	0	0.00 %
Overvotes:		0	0.00 %	0	0.00 %	0	0.00 %	0	0.00 %

**Palisades School District No. 102****Special Election - Proposition 1**

Choice	Party	Absentee Voting		Early Voting		Election Day Voting		Total	
Levy Yes		56	86.15 %	0	0.00 %	0	0.00 %	56	86.15 %
Levy No		9	13.85 %	0	0.00 %	0	0.00 %	9	13.85 %
Cast Votes:		65	100.00 %	0	0.00 %	0	0.00 %	65	100.00 %
Undervotes:		0	0.00 %	0	0.00 %	0	0.00 %	0	0.00 %
Overvotes:		0	0.00 %	0	0.00 %	0	0.00 %	0	0.00 %

**Quincy School District No. 144-101****Special Election - Proposition 1**

Choice	Party	Absentee Voting		Early Voting		Election Day Voting		Total	
Approved		24	82.76 %	0	0.00 %	0	0.00 %	24	82.76 %
Rejected		5	17.24 %	0	0.00 %	0	0.00 %	5	17.24 %
Cast Votes:		29	100.00 %	0	0.00 %	0	0.00 %	29	100.00 %
Undervotes:		0	0.00 %	0	0.00 %	0	0.00 %	0	0.00 %
Overvotes:		0	0.00 %	0	0.00 %	0	0.00 %	0	0.00 %