

Presidential Primary
May 24, 2016
Douglas County

Precinct Countywide

Sample Ballot

Important

Presidential Primary Voting
Instructions

For your vote to count, you **must**:

- Check **ONE** Party box on the return envelope.
- Vote for **ONE** candidate of the SAME party checked.
- Sign and return envelope affidavit.

Voting for more than one party or candidate, or not checking a party box will cancel your vote.

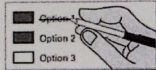
Instructions

How to vote



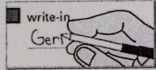
Use a dark blue or black ink pen to completely fill in the box to the left of your choice. Vote for one candidate on the ballot. If you vote for more than one, no votes will be counted.

If you make a mistake




Draw a line through the entire candidate's name. Then you may make another choice.

Optional write-in



To vote for a candidate not listed for that race, fill in the box to the left of "write-in" and print the name on the dashed line.

 **Who donates to campaigns?**
View contributors for federal candidates
Federal Election Commission
www.fec.gov
Toll Free (800) 424-9530

DEMOCRATIC PARTY
President of the United States
<input type="checkbox"/> Hillary Clinton
<input type="checkbox"/> Bernie Sanders
<input type="checkbox"/> Write-in: -----

REPUBLICAN PARTY
President of the United States
<input type="checkbox"/> Ben Carson
<input type="checkbox"/> Ted Cruz
<input type="checkbox"/> John R. Kasich
<input type="checkbox"/> Donald J. Trump
<input type="checkbox"/> Write-in: -----

87833