

Official Returns

of the

Special Election

held in

Douglas County


February 14, 2012

State of Washington

Oath of County Auditor or Supervisor of Elections

STATE OF WASHINGTON)
) ss.
COUNTY OF DOUGLAS)

I solemnly swear that the returns of the February Special Election held on February 14 2012, in Douglas County, State of Washington, have been in no way altered and that they are the same as when they were deposited in my office.



County Auditor or Supervisor of Elections

Subscribed and sworn to me this 28th day of February, 2012.




Chairman, County Legislative Authority

Certification of the Canvassing Board


STATE OF WASHINGTON)
) ss.
COUNTY OF DOUGLAS

The undersigned officers designated by law as constituting the Canvassing Board for the County of Douglas, State of Washington, hereby certify that this is a full, true and correct copy of the Abstract of Votes including the cumulative results, precinct results, and a reconciliation report of votes cast at the February Special Election held on February 14th 2012, in Douglas County, State of Washington, and that the following are the true and reconciled numbers of voters and votes counted.


Witness our hands and official seal this 28th day of February 2012.




County Auditor or Supervisor of Elections



Chairman, County Legislative Authority



County Prosecuting Attorney



**Cumulative Report — Official
Douglas County, Washington — Special Election — February 14, 2012**

Total Number of Voters : 1,607 of 2,884 = 55.72%

Precincts Reporting 0 of 18 = 0.00%

Party	Candidate	Absentee	N/A	Total
Orondo School District No. 13 Proposition No.1, Vote For 1				
	Levy Yes	160 62.75%	0 0.00%	160 62.75%
	Levy No	95 37.25%	0 0.00%	95 37.25%
	Cast Votes:	255 100.00%	0 0.00%	255 100.00%
	Over Votes:	0 0.00%	0 0.00%	0 0.00%
	Under Votes:	0 0.00%	0 0.00%	0 0.00%
Bridgeport School District No. 75J Proposition No.1, Vote For 1				
	Levy Yes	224 65.69%	0 0.00%	224 65.69%
	Levy No	117 34.31%	0 0.00%	117 34.31%
	Cast Votes:	341 100.00%	0 0.00%	341 100.00%
	Over Votes:	0 0.00%	0 0.00%	0 0.00%
	Under Votes:	0 0.00%	0 0.00%	0 0.00%
Mansfield School District No. 207 Proposition No.1, Vote For 1				
	Levy Yes	168 82.76%	0 0.00%	168 82.76%
	Levy No	35 17.24%	0 0.00%	35 17.24%
	Cast Votes:	203 100.00%	0 0.00%	203 100.00%
	Over Votes:	0 0.00%	0 0.00%	0 0.00%
	Under Votes:	0 0.00%	0 0.00%	0 0.00%
Waterville School District No. 209 Proposition No.1, Vote For 1				
	Levy Yes	362 60.74%	0 0.00%	362 60.74%
	Levy No	234 39.26%	0 0.00%	234 39.26%
	Cast Votes:	596 99.50%	0 0.00%	596 99.50%
	Over Votes:	0 0.00%	0 0.00%	0 0.00%
	Under Votes:	3 0.50%	0 0.00%	3 0.50%
Waterville School District No. 209 Proposition No.2, Vote For 1				
	Levy Yes	371 62.14%	0 0.00%	371 62.14%
	Levy No	226 37.86%	0 0.00%	226 37.86%
	Cast Votes:	597 99.67%	0 0.00%	597 99.67%
	Over Votes:	0 0.00%	0 0.00%	0 0.00%
	Under Votes:	2 0.33%	0 0.00%	2 0.33%

**Cumulative Report — Official
Douglas County, Washington — Special Election — February 14, 2012**

Total Number of Voters : 1,607 of 2,884 = 55.72%

Precincts Reporting 0 of 18 = 0.00%

Party	Candidate	Absentee	N/A	Total
Palisades School District No. 102 Proposition No.1, Vote For 1				
	Levy Yes	57 80.28%	0 0.00%	57 80.28%
	Levy No	14 19.72%	0 0.00%	14 19.72%
	Cast Votes:	71 100.00%	0 0.00%	71 100.00%
	Over Votes:	0 0.00%	0 0.00%	0 0.00%
	Under Votes:	0 0.00%	0 0.00%	0 0.00%
Brewster School District No. 111/203J Proposition 1, Vote For 1				
	LEVY YES	47 47.47%	0 0.00%	47 47.47%
	LEVY NO	52 52.53%	0 0.00%	52 52.53%
	Cast Votes:	99 100.00%	0 0.00%	99 100.00%
	Over Votes:	0 0.00%	0 0.00%	0 0.00%
	Under Votes:	0 0.00%	0 0.00%	0 0.00%
Coulee-Hartline School District No. 151-204J Proposition No. 1, Vote For 1				
	Yes	28 71.79%	0 0.00%	28 71.79%
	No	11 28.21%	0 0.00%	11 28.21%
	Cast Votes:	39 100.00%	0 0.00%	39 100.00%
	Over Votes:	0 0.00%	0 0.00%	0 0.00%
	Under Votes:	0 0.00%	0 0.00%	0 0.00%
Coulee-Hartline School District No. 151-204J Proposition No. 2, Vote For 1				
	Levy Yes	29 74.36%	0 0.00%	29 74.36%
	Levy No	10 25.64%	0 0.00%	10 25.64%
	Cast Votes:	39 100.00%	0 0.00%	39 100.00%
	Over Votes:	0 0.00%	0 0.00%	0 0.00%
	Under Votes:	0 0.00%	0 0.00%	0 0.00%

**Official Statement of Canvass
Douglas County**

Election Name: **Special Election**

Election Date: **February 14, 2012**

Issue: **Orondo School District No. 13
Proposition 1
2 Year Replacement M&O Levy**

Votes Cast for Yes for the Proposition.....160 62.75%

Votes Cast for No for the Proposition.....95 37.25%

Total Votes Cast on the Proposition255

Percent "For" Votes Cast: 62.75%

This proposition must receive a majority of votes cast.
(RCW 35A.14.080 & 35A.14.085)

**Official Statement of Canvass
Douglas County**

Election Name: **Special Election**

Election Date: **February 14, 2012**

Issue: **Bridgeport School District No. 75J
Proposition 1
M&O Levy**

County Results Only

Votes Cast for Yes for the Proposition.....224 65.69%

Votes Cast for No for the Proposition.....117 34.31%

Total Votes Cast on the Proposition341

Percent "For" Votes Cast: 65.96%

This proposition must receive a majority of votes cast.
(RCW 35A.14.080 & 35A.14.085)

**Official Statement of Canvass
Douglas County**

Election Name: **Special Election**

Election Date: **February 14, 2012**

Issue: **Palisades School District No. 102
2 Year Replacement M & O Levy**

Votes Cast for Yes for the Proposition.....57 80.28%

Votes Cast for No for the Proposition.....14 19.72%

Total Votes Cast on the Proposition71

Percent "For" Votes Cast: 80.28%
This proposition must receive a majority of votes cast.
(RCW 35A.14.080 & 35A.14.085)

**Official Statement of Canvass
Douglas County**

Election Name: **Special Election**

Election Date: **February 14, 2012**

Issue: **Coulee Hartline School District No. 151-204J
Proposition 1**

Douglas County Results Only

Votes Cast for Yes for the Proposition.....28 71.79%

Votes Cast for No for the Proposition.....11 28.21%

Total Votes Cast on the Proposition39

Percent "For" Votes Cast: 71.79%
This proposition must receive a majority of votes cast.
(RCW 35A.14.080 & 35A.14.085)

**Official Statement of Canvass
Douglas County**

Election Name: **Special Election**

Election Date: **February 14, 2012**

Issue: **Coulee Hartline School District #151-204J
Proposition 2
Replacement M&O Levy**

Douglas County Results Only

Votes Cast for Yes for the Proposition.....29 74.36%

Votes Cast for No for the Proposition.....10 25.64%

Total Votes Cast on the Proposition39

Percent "For" Votes Cast: 74.36%
This proposition must receive a majority of votes cast.
(RCW 35A.14.080 & 35A.14.085)

**Official Statement of Canvass
Douglas County**

Election Name: **Special Election**

Election Date: **February 14, 2012**

Issue: **Brewster School District #111-203J
Proposition 1
Replacement *M&O Levy***

Douglas County Results Only

Votes Cast for Yes for the Proposition.....	47	47.47%
Votes Cast for No for the Proposition.....	52	52.53%
Total Votes Cast on the Proposition	99	

Percent "For" Votes Cast: 47.47%
This proposition must receive a majority of votes cast.
(RCW 35A.14.080 & 35A.14.085)

**Official Statement of Canvass
Douglas County**

Election Name: **Special Election**

Election Date: **February 14, 2012**

Issue: **Waterville School District No. 209
Proposition 1
2 year Replacement M&O**

Votes Cast for Yes for the Proposition.....362 60.74%

Votes Cast for No for the Proposition.....234 39.26%

Total Votes Cast on the Proposition596

Percent "For" Votes Cast: 60.74%
This proposition must receive a majority of votes cast.
(RCW 35A.14.080 & 35A.14.085)

**Official Statement of Canvass
Douglas County**

Election Name: **Special Election**

Election Date: **February 14, 2012**

Issue: **Waterville School District No. 209
Proposition 2
3Year Capital Projects Levy**

Votes Cast for Yes for the Proposition.....371 62.14%

Votes Cast for No for the Proposition.....226 37.86%

Total Votes Cast on the Proposition597

Percent "For" Votes Cast: 62.14%
This proposition must receive a majority of votes cast.
(RCW 35A.14.080 & 35A.14.085)

**Official Statement of Canvass
Douglas County**

Election Name: **Special Election**

Election Date: **February 14, 2012**

Issue: **Mansfield School District No.207
4 year M&O Levy**

Votes Cast for Yes for the Proposition.....168 82.76%
Votes Cast for No for the Proposition.....35 17.24%
Total Votes Cast on the Proposition203

Percent "For" Votes Cast: 82.76%
This proposition must receive a majority of votes cast.
(RCW 35A.14.080 & 35A.14.085)