


DOUGLAS COUNTY, WA
2024 BUDGET



COUNTY COMMISSIONERS

DAN SUTTON
1ST DISTRICT

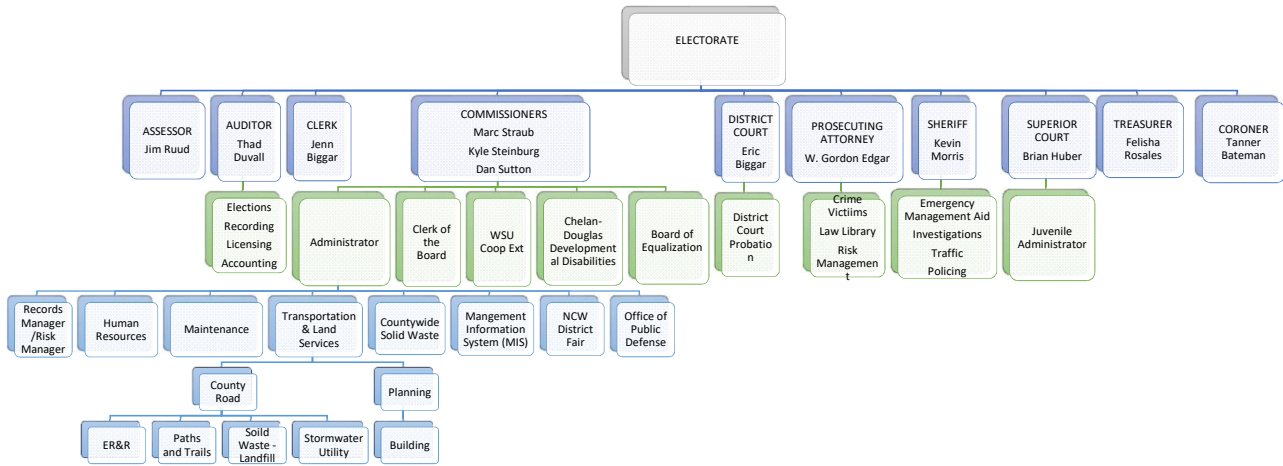
KYLE STEINBURG
2ND DISTRICT

MARC STRAUB
3RD DISTRICT

TABLE OF CONTENTS

ORGANIZATION CHART	3		
COMBINED BUDGET STATEMENT	4		
GENERAL FUND:	5		
EXPENDITURE COMPARISON	6		
WSU COOPERATIVE EXTENSION	7		
ASSESSOR	8		
ALCOHOL CONTROL	9		
CLERK	10		
CIVIL SERVICE	11		
COMMISSIONERS	12		
FACILITIES	13		
DISABILITY BOARD	14		
BOUNDARY REVIEW BOARD	15		
ELECTIONS GENERAL	16		
BOARD OF EQUALIZATION	17		
INTREPRETER SERVICES	18		
DISTRICT COURT	19		
JUVENILE PROBATION	20		
NON-DEPARTMENTAL	21		
AGRICULTURE SUPPORT	22		
PROSECUTING ATTORNEY	23		
SHERIFF	24-25		
SUPERIOR COURT	26		
TREASURER	27		
PUBLIC HEALTH	28		
AUDITOR	29		
ANIMAL CONTROL	30		
REGIONAL JUVENILE JUSTICE	31		
ADULT CARE AND CUSTODY	32		
RIVERCOM	33		
ADMINISTRATIVE SERVICES	34		
OFFICE OF PUBLIC DEFENSE	35		
CORONER	36		
SPECIAL REVENUE FUNDS:	37		
CRIME VICTIMS	38		
LAW LIBRARY	39		
N.C.W. FAIR	40		
N.C.W. FAIR LIVESTOCK	41		
AMERICAN RECOVERY PLAN ACT	42		
TREASURER'S M&O	43		
TREASURER'S OVER & UNDER	44		
AUDITOR'S O & M	45		
WSU PUBLICATIONS	46		
EMERGENCY RESERVE	47		
PATHS AND TRAILS	48		
COUNTY ROAD	49		
VETERAN'S RELIEF	50		
ELECTION RESERVE	51		
C.A.P.P. FUND	52		
SOLID WASTE	53		
LAW & JUSTICE	54		
CUMULATIVE RESERVE	55		
DRUG FUND	56		
DEVELOPMENTAL DISABILITIES	57		
BEHAVIORAL HEALTH TAX	58		
BOATING SAFETY	59		
COUNTY WIDE SOLID WASTE	60		
DISTRICT COURT PROBATION	61		
RISK MANAGEMENT	62		
STATE RETIREMENT CONTINGENCY	63		
LOCAL GOVERNMENT ASSISTANCE	64		
CURRENT EXPENSE EQUIPMENT REPLACEMENT	65		
COMMUNITY DEVELOPMENT	66		
LEGAL FINANCIAL OBLIGATIONS	67		
BUILDING MAINTENANCE	68		
DOMESTIC VIOLENCE COURT ADVOCATE	69		
TRIAL COURT IMPROVMENT	70		
NCW FAIR DRIVING RANGE	71		
LOW INCOME HOUSING	72		
HISTORICAL PRESERVATION	73		
LOCAL DOMESTIC VIOLENCE PREVENTION	74		
HOST FEES	75		
WM SCHOLARSHIP	76		
NCW FAIR RACE SPONSORSHIP	77		
JAIL FUND	78		
PEST CONTROL	79		
LOCAL TRIAL COURT IMPROVMENT	80		
EREET ANNUAL REVAL	81		
		TECH REVOLVING	82
		EMPLOYEE BUYOUT	83
		DISPUTE RESOLUTION	84
		DEBT SERVICE FUNDS:	85
		DO. CO. LGO BOND	86
		CAPITAL PROJECTS FUNDS:	87
		DISTRESSED COUNTY CAP IMPROVEMEN	88
		EXCISE TAX CAPITAL IMPROVEMENT	89
		DISTRESSED COUNTY 2	90
		POST ANNEXATION FUND	91
		MILLER STREET CAPITAL	92
		LAW AND JUSTICE BUILDING	93
		ENTERPRISE FUNDS:	94
		LAND USE AND BUILDING SERVICES	95
		STORM WATER	96
		INTERNAL SERVICE FUNDS:	97
		EQUIPMENT RENTAL & REVOLVING	98
		UNEMPLOYMENT COMPENSATIONS	99
		MANAGEMENT INFORMATION SERVICES	100
		TRUST FUNDS:	101
		CANINE	102
		AUXILIARY FUND	103
		SHERIFF'S REWARD TRUST	104
		TRAFFIC SAFETY	105
		MAJOR CRIME RESPONSE TEAM	106
		MEDICAL SUPPLY	107
		OPEN SPACE DEFERRED	108

DOUGLAS COUNTY GOVERNMENT ORGANIZATION



**COMBINED STATEMENT OF BUDGETED REVENUES, EXPENDITURES,
AND CHANGES IN FUND BALANCE
ALL FUND TYPES**

FOR THE YEAR ENDING DECEMBER 31, 2024

		GENERAL FUND	NON GENERAL FUNDS
REVENUES			
	Taxes	\$ 21,357,057	\$ 2,408,000
	Licenses	7,200	
	Intergovernmental Revenues	1,903,623	4,024,907
	Charges for Services	2,727,010	3,579,436
	Fines and forfeitures	462,800	3,000
	Miscellaneous Revenues	1,512,018	932,900
	Other Financing Sources	251,759	31,319,463
		<u>\$ 28,221,468</u>	<u>\$ 42,267,705</u>
EXPENDITURES			
	General Government Services	11,603,095	9,906,067
	Security of Persons and Property	14,004,808	743,590
	Physical Environment		1,366,179
	Transportation		260,000
	Economic Environment	508,182	166,078
	MentalPhysical Environment	611,622	4,494,307
	Culture and Recreation	266,966	1,249,394
	Principle and Interest on Long-Term Debt	4,856	625,152
	Capital Acquisition	52,893	6,707,128
	Operating Transfers-Out	1,896,432	39,706,500
	Other Financing Uses		
		<u>\$ 28,948,854</u>	<u>\$ 65,224,394</u>
EXCESS (DEFICIENCY) OF REVENUES	OVER (UNDER) EXPENDITURES	\$ (727,386)	\$ (22,956,689)
FIRST QUARTER OPERATING, JANUARY 1		\$ 24,992,802	\$ 59,791,043
FIRST QUARTER OPERATING, DECEMBER 31		<u>\$ 24,265,416</u>	<u>\$ 36,834,354</u>

GENERAL FUND

The General Fund is used to account for resources of Douglas County that are not required to be accounted for in another fund. Both revenues and **Cooperative Extension** - helps people develop leadership skills and use research-based knowledge to improve their economic status and quality of life.

Assessor - provides for the appraisal and assessment of all real and personal property in the County.

Clerk - established by law as a part of the Washington State Court System.

Board of County Commissioners – responsible for the overall administration of Douglas County government.

Facilities Maintenance - responsible for the maintenance of all county buildings, grounds, and mechanical equipment.

Elections - responsible for conducting all regular and special elections in Douglas County.

Board of Equalization - administers the assessment examination process of real and personal property to ensure uniformity and equalization of ad valorem

Juvenile Probation - responsible for offenders under the age of 18 years.

Interpreter Services – coordinates all interpreter services and security for the Superior and District courts.

District Court - court of limited jurisdiction of the Washington State Court System, in and for Douglas County.

Prosecuting Attorney - prosecutes all criminal matters for Douglas County, serves as legal advisor to county departments and officials, represents the County

Sheriff – conservator of the peace of the county.

Superior Court - general jurisdiction court, hearing felony criminal, civil, domestic relations, juvenile, probate and adoption cases.

Treasurer - responsible for the collection of all real and personal property taxes, excise taxes, special assessments and miscellaneous receipts from the courts

Auditor - provides a principle support function in the audit, recording, and control of financial transactions in the county. Responsible for vehicle licensing and

Regional Juvenile Justice - Adult Care and Custody - confine persons who have been sentenced for detention or who are awaiting completion of the criminal

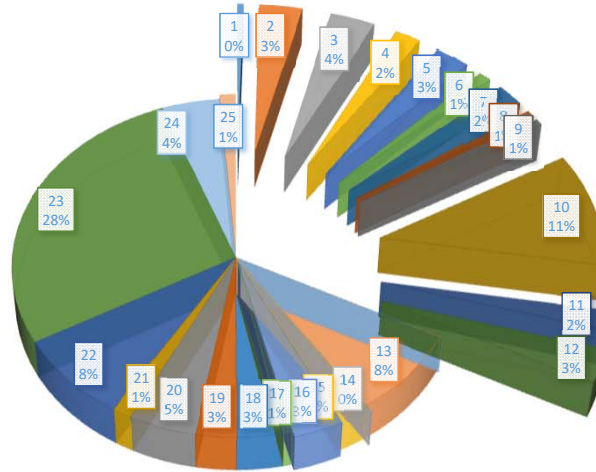
Rivercom – to account for the county's portion of the regional emergency management center.

Administrative Services – responsible for County Wide human resources, risk management, and public information requests.

2024 General Fund Expenses

DEPARTMENT	BUDGET
1 ANIMAL CONTROL	\$ 130,000
2 ASSESSOR	\$ 981,891
3 AUDITOR	\$ 1,026,736
4 COMMISSIONERS	\$ 592,724
5 FACILITIES	\$ 816,235
6 OTHER	\$ 296,251
7 ELECTION GENERAL	\$ 640,707
8 EXTENSION AGENT	\$ 188,966
9 HEALTH SERVICES	\$ 161,690
10 *NONDEPARTMENTAL	\$ 3,156,773
11 TREASURER	\$ 530,299
12 ADMINISTRATIVE SERVICES	\$ 917,441
LAW & JUSTICE	BUDGET
13 ADULT CARE & CUSTODY	\$ 2,330,278
14 CIVIL SERVICE	\$ 15,447
15 CLERK	\$ 595,991
16 DISTRICT COURT	\$ 988,429
17 INTREPRETER SERVICES	\$ 164,240
18 INDIGENT DEFENSE	\$ 926,585
19 JUVENILE	\$ 806,381
20 PROSECUTOR	\$ 1,316,529
21 REGIONAL JUVENILE JUSTICE	\$ 390,000
22 RIVERCOM	\$ 2,376,042
23 SHERIFF	\$ 7,971,187
24 SUPERIOR COURT	\$ 1,284,102
25 CORONER	\$ 343,932

2024
GENERAL FUND BUDGET
LAW AND JUSTICE = 67%



GENERAL FUND WSU EXTENSION

BARS	Object	2023 Budget	2023 Estimate	2024 Budget
57120 - EDUCSERV	1011 - REGULAR EARNINGS	106,152.00	99,162.66	120,981.00
57120 - EDUCSERV	3031 - SUPPLIES	1,500.00	1,500.00	1,500.00
57120 - EDUCSERV	4042 - COMMUNICATION	1,000.00	500.00	1,000.00
57120 - EDUCSERV	4043 - TRAVEL	6,600.00	4,500.00	6,600.00
57120 - EDUCSERV	4045 - RENTALS	10,000.00	8,500.00	10,000.00
57120 - EDUCSERV	4048 - CONTR LABOR & SUPPLIES	50.00	50.00	50.00
57120 - EDUCSERV	4049 - MISCELLANEOUS EXP	1,400.00	1,000.00	1,400.00
57120 - EDUCSERV	5051 - Undefined	46,815.00	8,100.00	47,435.00
	TOTAL WSU EXTENSION	173,517.00	123,312.66	188,966.00

GENERAL FUND ASSESSOR

BARS	Object	2023 Budget	2023 Estimate	2024 Budget
51424 - TXASSESSM	1011 - REGULAR EARNINGS	572,741.67	595,878.00	636,304.59
51424 - TXASSESSM	2021 - L & I	2,439.07	2,010.00	2,690.28
51424 - TXASSESSM	2022 - MED INS	113,559.00	117,788.00	116,181.24
51424 - TXASSESSM	2023 - FICA/MED	42,943.21	43,664.00	44,621.08
51424 - TXASSESSM	2024 - RETIREMENT	57,538.29	58,616.00	59,786.41
51424 - TXASSESSM	2026 - DEF COMP	8,214.65	8,360.00	8,499.29
51424 - TXASSESSM	2027 - DENTAL INS	6,814.80	6,878.00	6,321.24
51424 - TXASSESSM	2028 - LIFE INS	220.32	222.00	220.32
51424 - TXASSESSM	2030 - SICK LEAVE TAX	1,223.29	1,300.00	1,666.44
51424 - TXASSESSM	3031 - SUPPLIES	6,500.00	6,500.00	6,500.00
51424 - TXASSESSM	3032 - FUEL	9,000.00	9,000.00	9,000.00
51424 - TXASSESSM	4041 - PROFESSIONAL SERV	12,000.00	12,000.00	12,000.00
51424 - TXASSESSM	4042 - COMMUNICATION	14,000.00	14,000.00	14,000.00
51424 - TXASSESSM	4043 - TRAVEL	5,500.00	5,500.00	5,500.00
51424 - TXASSESSM	4045 - RENTALS	26,300.00	26,300.00	26,300.00
51424 - TXASSESSM	4048 - CONTR LABOR & SUPPLIES	5,200.00	5,201.00	16,400.00
51424 - TXASSESSM	4049 - MISCELLANEOUS EXP	900.00	900.00	900.00
51424 - TXASSESSM	9091 - INTERFUND SERVICES	15,000.00	1.00	15,000.00
	TOTAL ASSESSOR	900,094.31	914,118.00	981,890.88

GENERAL FUND ALCOHOL CONTROL

BARS	Object	2023 Budget	2023 Estimate	2024 Budget
56600 - TBD (Budget)	5051 - Undefined	4,000.00	3,500.00	4,000.00
	TOTAL ALCOHOL CONTROL	4,000.00	3,500.00	4,000.00

GENERAL FUND CLERK

BARS	Object	2023 Budget	2023 Estimate	2024 Budget
51230 - CLERK	1011 - REGULAR EARNINGS	296,423.31	259,281.00	350,723.36
51230 - CLERK	2021 - L & I	1,219.54	1,265.00	1,644.06
51230 - CLERK	2022 - MED INS	59,102.70	55,314.00	72,806.58
51230 - CLERK	2023 - FICA/MED	22,311.12	19,835.00	26,781.45
51230 - CLERK	2024 - RETIREMENT	29,893.98	25,265.00	35,883.65
51230 - CLERK	2026 - DEF COMP	5,439.76	4,479.00	6,087.37
51230 - CLERK	2027 - DENTAL INS	3,407.40	3,092.00	3,862.98
51230 - CLERK	2028 - LIFE INS	110.16	100.00	134.64
51230 - CLERK	2030 - SICK LEAVE TAX	635.56	565.00	1,000.19
51230 - CLERK	3031 - SUPPLIES	6,900.00	6,900.00	9,600.00
51230 - CLERK	3035 - SMALL TOOLS & EQUIP	1,543.00	1,500.00	1,543.00
51230 - CLERK	4041 - PROFESSIONAL SERV	11,500.00	11,942.00	11,500.00
51230 - CLERK	4042 - COMMUNICATION	8,000.00	6,000.00	10,000.00
51230 - CLERK	4043 - TRAVEL	7,008.00	7,008.00	7,008.00
51230 - CLERK	4045 - RENTALS	2,200.00	2,200.00	2,200.00
51230 - CLERK	4048 - CONTR LABOR & SUPPLIES	33,018.00	29,000.00	49,466.00
51230 - CLERK	4049 - MISCELLANEOUS EXP	4,500.00	4,500.00	5,750.00
	TOTAL CLERK EXPENSES	493,212.53	438,246.00	595,991.29
33400 - STATE GRANT	9999 - Non Specific Revenue	17,000.00	17,900.00	17,900.00
33819 - TBD (Budget)	9999 - Non Specific Revenue	2,000.00	-	2,000.00
34123 - SUPRCRT	9999 - Non Specific Revenue	20,000.00	19,290.00	20,000.00
34129 - OTRFLNGS	9999 - Non Specific Revenue	2,500.00	4,579.00	4,000.00
34134 - SPCRTRECSR	9999 - Non Specific Revenue	35,000.00	37,009.00	35,000.00
34165 - SUPRCRTWP	9999 - Non Specific Revenue	6,000.00	11,028.00	10,000.00
34510 - TBD (Budget)	9999 - Non Specific Revenue	1,500.00	-	1,500.00
35130 - TBD (Budget)	9999 - Non Specific Revenue	4,500.00	-	4,500.00
35190 - OTHSUPCRT	9999 - Non Specific Revenue	1,000.00	35.00	100.00
35721 - JURYDEMAND	9999 - Non Specific Revenue	100.00	-	100.00
35722 - WITNESSCST	9999 - Non Specific Revenue	100.00	-	100.00
35723 - PBLCDEFENS	9999 - Non Specific Revenue	5,000.00	3,428.00	2,000.00
	TOTAL CLERK REVENUE	94,700.00	93,269.00	97,200.00

GENERAL FUND CIVIL SERVICE

BARS	Object	2023 Budget	2023 Estimate	2024 Budget
51810 - PERSONNEL	1011 - REGULAR EARNINGS	8,063.00	8,064.00	8,063.00
51810 - PERSONNEL	2021 - L & I	35.00	36.00	35.00
51810 - PERSONNEL	2023 - FICA/MED	630.00	617.00	630.00
51810 - PERSONNEL	2030 - SICK LEAVE TAX	20.00	18.00	20.00
51810 - PERSONNEL	3031 - SUPPLIES	500.00	-	500.00
51810 - PERSONNEL	4041 - PROFESSIONAL SERV	3,500.00	2,500.00	3,500.00
51810 - PERSONNEL	4042 - COMMUNICATION	699.00	600.00	699.00
51810 - PERSONNEL	4043 - TRAVEL	500.00	500.00	500.00
51810 - PERSONNEL	4044 - ADVERTISEMENT	1,000.00	100.00	1,000.00
51810 - PERSONNEL	4049 - MISCELLANEOUS EXP	500.00	-	500.00
	TOTAL CIVIL SERVICE	15,447.00	12,435.00	15,447.00

GENERAL FUND COMMISSIONERS

BARS	Object	2023 Budget	2023 Estimate	2024 Budget
51160 - LEISLATIVE	1011 - REGULAR EARNINGS	380,943.38	364,733.00	382,391.21
51160 - LEISLATIVE	2021 - L & I	1,219.54	1,404.00	1,494.60
51160 - LEISLATIVE	2022 - MED INS	72,123.00	70,026.00	73,579.80
51160 - LEISLATIVE	2023 - FICA/MED	28,985.19	27,584.00	29,076.67
51160 - LEISLATIVE	2024 - RETIREMENT	38,836.37	20,177.00	38,958.94
51160 - LEISLATIVE	2026 - DEF COMP	9,472.28	7,811.87	9,502.18
51160 - LEISLATIVE	2027 - DENTAL INS	3,786.00	3,660.00	3,511.80
51160 - LEISLATIVE	2028 - LIFE INS	122.40	118.00	122.40
51160 - LEISLATIVE	2030 - SICK LEAVE TAX	825.68	827.00	1,085.91
51160 - LEISLATIVE	3031 - SUPPLIES	5,000.00	-	5,000.00
51160 - LEISLATIVE	3035 - SMALL TOOLS & EQUIP	4,500.00	2,500.00	9,500.00
51160 - LEISLATIVE	4042 - COMMUNICATION	1,000.00	-	1,000.00
51160 - LEISLATIVE	4043 - TRAVEL	24,000.00	10,000.00	20,000.00
51160 - LEISLATIVE	4044 - ADVERTISEMENT	2,500.00	-	2,500.00
51160 - LEISLATIVE	4045 - RENTALS	4,000.00	300.00	500.00
51160 - LEISLATIVE	4049 - MISCELLANEOUS EXP	5,500.00	5,500.00	10,500.00
51160 - LEISLATIVE	7079 - OTHER DEBT		3,500.00	4,000.00
	TOTAL COMMISSIONERS	582,813.84	518,140.87	592,723.51

GENERAL FUND FACILITIES

BARS	Object	2023 Budget	2023 Estimate	2024 Budget
51830 - CUSTODIAL	1011 - REGULAR EARNINGS	416,126.90	377,217.00	399,613.47
51830 - CUSTODIAL	1012 - OVERTIME	641.00	6,000.00	641.00
51830 - CUSTODIAL	2021 - L & I	19,936.51	16,714.00	17,063.05
51830 - CUSTODIAL	2022 - MED INS	74,931.60	74,684.00	91,395.72
51830 - CUSTODIAL	2023 - FICA/MED	26,008.69	29,525.00	30,399.34
51830 - CUSTODIAL	2024 - RETIREMENT	34,848.25	34,929.00	36,254.58
51830 - CUSTODIAL	2026 - DEF COMP	4,631.24	4,681.00	5,944.19
51830 - CUSTODIAL	2027 - DENTAL INS	4,543.20	4,538.00	4,916.52
51830 - CUSTODIAL	2028 - LIFE INS	146.88	147.00	171.36
51830 - CUSTODIAL	2030 - SICK LEAVE TAX	740.89	845.00	1,135.31
51830 - CUSTODIAL	3031 - SUPPLIES	30,500.00	32,000.00	30,500.00
51830 - CUSTODIAL	3032 - FUEL	1,000.00	900.00	1,000.00
51830 - CUSTODIAL	3035 - SMALL TOOLS & EQUIP	3,600.00	2,000.00	3,600.00
51830 - CUSTODIAL	4041 - PROFESSIONAL SERV	68,200.00	93,200.00	68,200.00
51830 - CUSTODIAL	4042 - COMMUNICATION	1,500.00	500.00	1,500.00
51830 - CUSTODIAL	4043 - TRAVEL	2,000.00	100.00	2,000.00
51830 - CUSTODIAL	4045 - RENTALS	400.00	-	400.00
51830 - CUSTODIAL	4047 - UTILITIES	80,000.00	65,000.00	80,000.00
51830 - CUSTODIAL	4048 - CONTR LABOR & SUPPLIES	21,000.00	16,000.00	21,000.00
51830 - CUSTODIAL	4049 - MISCELLANEOUS EXP	4,500.00	1,500.00	4,500.00
51830 - CUSTODIAL	6064 - EQUIPMENT	7,892.14	6,593.00	16,000.00
	TOTAL FACILITIES	803,147.31	767,073.00	816,234.54

GENERAL FUND DISABILITY BOARD

BARS	Object	2023 Budget	2023 Estimate	2024 Budget
51320 - ADVISSERV	3031 - SUPPLIES	100.00	-	100.00
51320 - ADVISSERV	4041 - PROFESSIONAL SERV	1,400.00	-	1,400.00
51320 - ADVISSERV	4042 - COMMUNICATION	100.00	-	100.00
51320 - ADVISSERV	4043 - TRAVEL	400.00	-	400.00
	TOTAL DISABILITY BOARD	2,000.00	-	2,000.00

GENERAL FUND BOUNDARY REVIEW

BARS	Object	2023 Budget	2023 Estimate	2024 Budget
55860 - PLANNING	1011 - REGULAR EARNINGS	3,000.00	3,000.00	3,000.00
55860 - PLANNING	2023 - FICA/MED	1,500.00	1,500.00	1,500.00
55860 - PLANNING	3031 - SUPPLIES	240.00	-	240.00
55860 - PLANNING	4041 - PROFESSIONAL SERV	100.00	-	100.00
55860 - PLANNING	4042 - COMMUNICATION	100.00	500.00	100.00
55860 - PLANNING	4043 - TRAVEL	500.00	500.00	500.00
55860 - PLANNING	4044 - ADVERTISEMENT	1,200.00	1,250.00	1,200.00
55860 - PLANNING	4049 - MISCELLANEOUS EXP	3,080.00	800.00	3,080.00
	TOTAL BOUNDARY REVIEW	9,720.00	7,550.00	9,720.00

GENERAL FUND ELECTIONS

BARS	Object	2023 Budget	2023 Estimate	2024 Budget
51440 - ELECTIONS	1011 - REGULAR EARNINGS	168,474.47	153,904.00	162,746.68
51440 - ELECTIONS	1012 - OVERTIME	12,000.00	5,000.00	20,000.00
51440 - ELECTIONS	1051 - TEMP WAGES	44,141.33	10,000.00	40,000.00
51440 - ELECTIONS	2021 - L & I	2,787.39	784.09	2,892.44
51440 - ELECTIONS	2022 - MED INS	40,338.00	36,304.00	37,178.28
51440 - ELECTIONS	2023 - FICA/MED	16,645.29	11,709.76	16,242.05
51440 - ELECTIONS	2024 - RETIREMENT	16,833.42	15,419.40	16,137.87
51440 - ELECTIONS	2026 - DEF COMP	1,642.28	1,540.00	1,574.43
51440 - ELECTIONS	2027 - DENTAL INS	2,524.00	2,271.60	2,107.08
51440 - ELECTIONS	2028 - LIFE INS	81.60	73.44	73.44
51440 - ELECTIONS	2030 - SICK LEAVE TAX	448.70	337.53	554.54
51440 - ELECTIONS	3031 - SUPPLIES	85,000.00	65,000.00	155,000.00
51440 - ELECTIONS	4041 - PROFESSIONAL SERV	25,000.00	15,000.00	35,000.00
51440 - ELECTIONS	4042 - COMMUNICATION	50,000.00	20,000.00	60,000.00
51440 - ELECTIONS	4043 - TRAVEL	7,500.00	7,500.00	10,000.00
51440 - ELECTIONS	4044 - ADVERTISEMENT	6,000.00	3,000.00	8,000.00
51440 - ELECTIONS	4045 - RENTALS	3,000.00	-	3,000.00
51440 - ELECTIONS	4048 - CONTR LABOR & SUPPLIES	49,000.00	49,000.00	60,200.00
51440 - ELECTIONS	4049 - MISCELLANEOUS EXP	10,000.00	7,000.00	10,000.00
	TOTAL ELECTIONS EXPENSE	541,416.49	403,843.82	640,706.81
34145 - ELECTIONSV	9999 - Non Specific Revenue	28,000.00	33,047.00	35,000.00
34191 - ELCFILFEES	9999 - Non Specific Revenue	2,000.00	3,700.00	4,500.00
	TOTAL ELECTIONS REVENUE	30,000.00	36,747.00	39,500.00

GENERAL FUND BOARD OF EQUALIZATION

BARS	Object	2023 Budget	2023 Estimate	2024 Budget
51424 - TXASSESSM	3031 - SUPPLIES	100.00	-	100.00
51424 - TXASSESSM	4041 - PROFESSIONAL SERV	6,000.00	6,000.00	10,000.00
51424 - TXASSESSM	4042 - COMMUNICATION	100.00	100.00	200.00
51424 - TXASSESSM	4043 - TRAVEL	107.00	2,000.00	107.00
51424 - TXASSESSM	4044 - ADVERTISEMENT	1,050.00	500.00	1,050.00
51424 - TXASSESSM	4049 - MISCELLANEOUS EXP	800.00	-	800.00
	TOTAL BOARD OF EQUALIZATION	8,157.00	8,600.00	12,257.00

GENERAL FUND INTERPRETER SERVICES

BARS	Object	2023 Budget	2023 Estimate	2024 Budget
51240 - DISTCOURT	1011 - REGULAR EARNINGS	107,229.91	65,753.00	75,058.26
51240 - DISTCOURT	1012 - OVERTIME	2,500.00	1,000.00	1,500.00
51240 - DISTCOURT	1051 - TEMP WAGES		20,200.00	35,599.80
51240 - DISTCOURT	2021 - L & I	271.01	1,340.00	636.37
51240 - DISTCOURT	2022 - MED INS	12,101.40	9,076.00	12,392.76
51240 - DISTCOURT	2023 - FICA/MED	5,403.19	6,582.00	8,465.34
51240 - DISTCOURT	2024 - RETIREMENT	7,239.57	5,304.00	7,693.47
51240 - DISTCOURT	2026 - DEF COMP	706.30	536.00	750.58
51240 - DISTCOURT	2027 - DENTAL INS	757.20	568.00	702.36
51240 - DISTCOURT	2028 - LIFE INS	24.48	18.00	24.48
51240 - DISTCOURT	2030 - SICK LEAVE TAX	153.92	188.00	316.15
51240 - DISTCOURT	3031 - SUPPLIES	2,800.00	2,800.00	2,800.00
51240 - DISTCOURT	4041 - PROFESSIONAL SERV	13,000.00	12,500.00	16,300.00
51240 - DISTCOURT	4043 - TRAVEL	3,000.00	1,000.00	2,000.00
	TOTAL INTERPRETER SERVICES EXPENSES	155,186.97	126,865.00	164,239.58
33400 - STATE GRANT	9999 - Non Specific Revenue	18,507.00	18,000.00	18,507.00
	TOTAL INTERPRETER SERVICES REVENUE	18,507.00	18,000.00	18,507.00

GENERAL FUND DISTRICT COURT

BARS	Object	2023 Budget	2023 Estimate	2024 Budget
51240 - DISTCOURT	1011 - REGULAR EARNINGS	629,294.67	630,885.00	661,713.71
51240 - DISTCOURT	1051 - TEMP WAGES	12,000.00	8,425.00	15,000.00
51240 - DISTCOURT	2021 - L & I	2,303.57	1,675.00	2,540.82
51240 - DISTCOURT	2022 - MED INS	107,508.30	111,441.00	109,984.86
51240 - DISTCOURT	2023 - FICA/MED	47,469.68	47,270.00	49,911.71
51240 - DISTCOURT	2024 - RETIREMENT	63,603.16	62,290.00	66,875.17
51240 - DISTCOURT	2026 - DEF COMP	10,485.86	10,755.00	11,060.10
51240 - DISTCOURT	2027 - DENTAL INS	6,436.20	6,657.00	5,970.06
51240 - DISTCOURT	2028 - LIFE INS	208.08	215.00	208.08
51240 - DISTCOURT	2030 - SICK LEAVE TAX	1,352.23	1,391.00	1,864.02
51240 - DISTCOURT	3031 - SUPPLIES	6,800.00	6,000.00	27,000.00
51240 - DISTCOURT	4041 - PROFESSIONAL SERV	9,500.00	4,500.00	9,500.00
51240 - DISTCOURT	4042 - COMMUNICATION	10,000.00	6,500.00	10,000.00
51240 - DISTCOURT	4043 - TRAVEL	3,500.00	2,000.00	4,000.00
51240 - DISTCOURT	4045 - RENTALS	1,000.00	600.00	1,000.00
51240 - DISTCOURT	4048 - CONTR LABOR & SUPPLIES	3,000.00	500.00	3,000.00
51240 - DISTCOURT	4049 - MISCELLANEOUS EXP	4,300.00	4,300.00	4,300.00
51240 - DISTCOURT	6064 - EQUIPMENT	2,500.00	1,000.00	2,500.00
59112 - LTD JUDICIAL SERVICES	7079 - OTHER DEBT	2,000.00	1,500.00	2,000.00
	TOTAL DISTRICT COURT EXPENSES	923,261.75	907,904.00	988,428.54
35100 - TBD (Budget)	9999 - Non Specific Revenue	350,000.00	400,000.00	375,000.00
	TOTAL DISTRICT COURT REVENUE	350,000.00	400,000.00	375,000.00

GENERAL FUND JUVENILE

BARS	Object	2023 Budget	2023 Estimate	2024 Budget
52710 - JUVENILE	1011 - REGULAR EARNINGS	386,570.29	390,264.00	427,785.34
52710 - JUVENILE	2021 - L & I	17,744.64	8,243.00	20,165.18
52710 - JUVENILE	2022 - MED INS	71,141.04	71,339.00	73,423.44
52710 - JUVENILE	2023 - FICA/MED	26,985.70	29,234.00	30,402.54
52710 - JUVENILE	2024 - RETIREMENT	42,824.37	38,954.00	48,246.65
52710 - JUVENILE	2026 - DEF COMP	8,818.86	9,688.00	9,935.47
52710 - JUVENILE	2027 - DENTAL INS	3,786.00	3,786.00	3,511.80
52710 - JUVENILE	2028 - LIFE INS	122.40	122.00	122.40
52710 - JUVENILE	2030 - SICK LEAVE TAX	768.72	850.00	1,135.43
52710 - JUVENILE	3031 - SUPPLIES	6,500.00	4,200.00	6,500.00
52710 - JUVENILE	3032 - FUEL	7,000.00	6,000.00	7,000.00
52710 - JUVENILE	4041 - PROFESSIONAL SERV	132,345.00	122,000.00	138,345.00
52710 - JUVENILE	4042 - COMMUNICATION	7,900.00	7,600.00	4,000.00
52710 - JUVENILE	4043 - TRAVEL	4,500.00	3,000.00	4,500.00
52710 - JUVENILE	4045 - RENTALS	18,837.68	18,837.68	18,837.68
52710 - JUVENILE	4048 - CONTR LABOR & SUPPLIES	7,470.00	4,000.00	7,470.00
52710 - JUVENILE	4049 - MISCELLANEOUS EXP	5,000.00	4,000.00	5,000.00
	TOTAL JUVENILE EXPENSES	748,314.71	722,117.68	806,380.93
33400 - STATE GRANT	9999 - Non Specific Revenue	166,000.00	145,000.00	166,000.00
34270 - JUVESERVS	9999 - Non Specific Revenue	1,700.00	1,500.00	-
	TOTAL JUVENILE REVENUE	167,700.00	146,500.00	166,000.00

GENERAL FUND NON DEPARTMENTAL

BARS	Object	2023 Budget	2023 Estimate	2024 Budget
50800 - ENDING FUND BALANCE	9998 - Non Specific Expense	21,275,219.37	24,992,802.00	24,265,416.00
51310 - EXEC OFFIC	3031 - SUPPLIES	10,500.00	2,900.00	10,500.00
51310 - EXEC OFFIC	4041 - PROFESSIONAL SERV	100,000.00	135,000.00	140,000.00
51310 - EXEC OFFIC	4043 - TRAVEL	2,000.00	2,000.00	2,000.00
51310 - EXEC OFFIC	4044 - ADVERTISEMENT	4,000.00	-	4,000.00
51310 - EXEC OFFIC	4045 - RENTALS	15,000.00	4,000.00	15,000.00
51310 - EXEC OFFIC	4046 - INSURANCE	328,384.00	328,384.00	384,589.00
51310 - EXEC OFFIC	4048 - CONTR LABOR & SUPPLIES	20,000.00	-	20,000.00
51310 - EXEC OFFIC	4049 - MISCELLANEOUS EXP	173,251.51	50,000.00	173,251.51
51310 - EXEC OFFIC	5051 - Undefined	7,000.00	-	7,000.00
51423 - ACCTSERV	5051 - Undefined	85,000.00	112,000.00	110,000.00
51591 - IND DEF	4041 - PROFESSIONAL SERV	231,750.00	240,000.00	240,000.00
51790 - OTHERBENEP	4041 - PROFESSIONAL SERV	2,000.00	1,800.00	2,000.00
51810 - PERSONNEL	4041 - PROFESSIONAL SERV	60,000.00	35,000.00	60,000.00
52110 - LAWADMIN	2025 - RETIREESMD	100,000.00	52,000.00	100,000.00
52880 - COMOPER	4042 - COMMUNICATION	45,000.00	15,000.00	45,000.00
55810 - LAND USE ADMIN	5051 - Undefined	7,000.00	12,000.00	7,000.00
56510 - WELFARE	4041 - PROFESSIONAL SERV	2,000.00	2,000.00	2,000.00
56700 - ALCOHOLCTL	4041 - PROFESSIONAL SERV	50,000.00	95,000.00	100,000.00
57370 - FAIR	6064 - EQUIPMENT	75,000.00	75,000.00	75,000.00
57530 - TBD (Budget)	5051 - Undefined	3,000.00	-	3,000.00
58990 - CLEARING ACCOUNT	4049 - MISCELLANEOUS EXP	100,000.00	43,000.00	-
59413 - CAPITAL EXECUTIVE OFFICE	6063 - OTHER IMPROVEMNTS	25,000.00	-	-
59700 - INTERFUND TRANSFER OUT	9998 - Non Specific Expense	1,853,766.36	1,853,766.00	1,896,432.00
	TOTAL NON DEPARTMENTAL EXPENSES	24,574,871.24	28,051,652.00	27,662,188.51
30800 - BEGINNING FUND BALANCE	9999 - Non Specific Revenue	21,133,990.65	22,104,501.00	24,992,802.00
31110 - PROP TAX	9999 - Non Specific Revenue	7,423,385.00	7,211,000.00	7,523,057.00
31310 - TBD (Budget)	9999 - Non Specific Revenue	9,800,000.00	10,000,000.00	10,600,000.00
31371 - CRMNJUSTI	9999 - Non Specific Revenue	800,000.00	900,000.00	1,000,000.00
31720 - LEASHOLD EXCISE TAX	9999 - Non Specific Revenue	17,000.00	30,000.00	17,000.00
33200 - FED ENTITM	9999 - Non Specific Revenue	140,000.00	183,951.00	140,000.00
33500 - SHRD REVS	9999 - Non Specific Revenue	1,000,000.00	1,133,770.00	1,000,000.00
33600 - ENTITLEMENT	9999 - Non Specific Revenue	250,000.00	225,000.00	250,000.00
34143 - ACCTSERV	9999 - Non Specific Revenue	500.00	-	500.00
34900 - TBD (Budget)	9999 - Non Specific Revenue	597,792.00	597,792.00	597,792.00
36140 - INTEREST ON AR	9999 - Non Specific Revenue	1,500.00	28,312.00	1,500.00
36250 - LEASES LONG TERM	9999 - Non Specific Revenue	180,518.00	180,518.00	180,518.00
36940 - JUDGEMENT	9999 - Non Specific Revenue	50,000.00	95,000.00	100,000.00
39700 - TRANSFER IN	9999 - Non Specific Revenue	251,759.00	279,709.00	251,759.00
	TOTAL NON DEPARTMENTAL REVENUE	41,646,444.65	42,969,553.00	46,654,928.00

GENERAL FUND AG SUPPORT

BARS	Object	2023 Budget	2023 Estimate	2024 Budget
55420 - NUISANCE	4041 - PROFESSIONAL SERV	113,525.00	50,000.00	113,525.00
	TOTAL AG SUPPORT	<u>113,525.00</u>	<u>50,000.00</u>	<u>113,525.00</u>

GENERAL FUND PROSECUTOR

BARS	Object	2023 Budget	2023 Estimate	2024 Budget
51530 - PROSECUTOR	1011 - REGULAR EARNINGS	892,583.98	913,640.00	911,886.67
51530 - PROSECUTOR	2021 - L & I	2,439.07	2,237.00	2,690.28
51530 - PROSECUTOR	2022 - MED INS	124,193.04	122,775.00	125,317.68
51530 - PROSECUTOR	2023 - FICA/MED	67,648.53	68,907.00	69,498.62
51530 - PROSECUTOR	2024 - RETIREMENT	90,640.18	89,962.00	88,079.11
51530 - PROSECUTOR	2026 - DEF COMP	19,720.82	18,832.00	20,269.40
51530 - PROSECUTOR	2027 - DENTAL INS	6,814.80	6,815.00	6,321.24
51530 - PROSECUTOR	2028 - LIFE INS	220.32	220.00	220.32
51530 - PROSECUTOR	2030 - SICK LEAVE TAX	1,927.05	1,992.00	2,595.52
51530 - PROSECUTOR	3031 - SUPPLIES	14,290.00	14,000.00	14,500.00
51530 - PROSECUTOR	4041 - PROFESSIONAL SERV	46,150.00	40,000.00	46,150.00
51530 - PROSECUTOR	4042 - COMMUNICATION	2,000.00	2,000.00	4,000.00
51530 - PROSECUTOR	4043 - TRAVEL	5,000.00	4,000.00	5,000.00
51530 - PROSECUTOR	4048 - CONTR LABOR & SUPPLIES	9,000.00	5,000.00	9,000.00
51530 - PROSECUTOR	4049 - MISCELLANEOUS EXP	10,000.00	10,000.00	11,000.00
	TOTAL PROSECUTOR EXPENSES	1,292,627.79	1,300,380.00	1,316,528.84
33400 - STATE GRANT	9999 - Non Specific Revenue	99,837.48	105,140.00	108,700.00
33600 - ENTITLEMENT	0692 - AUTOPSYCST	10,500.00	5,000.00	10,500.00
	TOTAL PROSECUTOR REVENUE	110,337.48	110,140.00	119,200.00

GENERAL FUND SHERIFF

BARS	Object	2023 Budget	2023 Estimate	2024 Budget
52110 - LAWADMIN	1011 - REGULAR EARNINGS	700,521.26	675,636.00	753,989.46
52110 - LAWADMIN	1012 - OVERTIME	19,437.00	2,800.00	20,214.48
52110 - LAWADMIN	2020 - VISION INS	-	513.00	-
52110 - LAWADMIN	2021 - L & I	8,452.90	8,771.00	10,158.51
52110 - LAWADMIN	2022 - MED INS	104,681.16	120,635.00	131,957.64
52110 - LAWADMIN	2023 - FICA/MED	46,194.07	51,610.00	56,578.73
52110 - LAWADMIN	2024 - RETIREMENT	68,662.08	54,600.00	62,358.61
52110 - LAWADMIN	2026 - DEF COMP	12,276.01	12,527.00	13,908.52
52110 - LAWADMIN	2027 - DENTAL INS	6,458.76	8,221.00	7,395.72
52110 - LAWADMIN	2028 - LIFE INS	171.36	199.00	220.32
52110 - LAWADMIN	2029 - UNIFORMS	2,520.00	1,300.00	2,520.00
52110 - LAWADMIN	2030 - SICK LEAVE TAX	1,315.90	1,476.00	2,113.01
52110 - LAWADMIN	3031 - SUPPLIES	8,505.00	8,500.00	8,505.00
52110 - LAWADMIN	3032 - FUEL	8,175.00	8,142.00	8,175.00
52110 - LAWADMIN	4041 - PROFESSIONAL SERV	250.00	1,548.00	1,250.00
52110 - LAWADMIN	4042 - COMMUNICATION	22,148.00	13,205.00	22,148.00
52110 - LAWADMIN	4043 - TRAVEL	4,500.00	4,500.00	4,500.00
52110 - LAWADMIN	4044 - ADVERTISEMENT	1,250.00	-	1,250.00
52110 - LAWADMIN	4045 - RENTALS	4,535.00	2,200.00	4,535.00
52110 - LAWADMIN	4048 - CONTR LABOR & SUPPLIES	31,970.00	16,795.00	48,375.00
52110 - LAWADMIN	4049 - MISCELLANEOUS EXP	4,762.00	6,201.96	4,762.00
	TOTAL SHERIFF ADMIN	1,056,785.50	999,379.96	1,164,915.01
52121 - INVEST	1011 - REGULAR EARNINGS	626,794.60	456,727.00	544,211.00
52121 - INVEST	1012 - OVERTIME	52,215.26	59,128.00	54,303.87
52121 - INVEST	2020 - VISION INS	1,147.20	686.80	1,147.20
52121 - INVEST	2021 - L & I	17,744.64	16,649.00	20,165.18
52121 - INVEST	2022 - MED INS	131,515.80	88,907.00	135,229.80
52121 - INVEST	2023 - FICA/MED	36,130.73	38,153.00	37,992.68
52121 - INVEST	2024 - RETIREMENT	37,005.70	26,720.00	26,470.72
52121 - INVEST	2026 - DEF COMP	6,454.52	6,848.00	6,767.18
52121 - INVEST	2027 - DENTAL INS	9,577.80	7,066.00	8,884.20
52121 - INVEST	2028 - LIFE INS	2,960.64	1,878.00	2,960.64
52121 - INVEST	2029 - UNIFORMS	5,760.00	3,000.00	5,760.00
52121 - INVEST	2030 - SICK LEAVE TAX	1,029.23	1,100.00	1,418.89
52121 - INVEST	3031 - SUPPLIES	2,550.00	1,500.00	2,550.00
52121 - INVEST	3032 - FUEL	4,360.00	6,800.00	4,360.00
52121 - INVEST	4041 - PROFESSIONAL SERV	4,150.00	2,165.00	3,150.00
52121 - INVEST	4042 - COMMUNICATION	3,000.00	-	3,000.00
52121 - INVEST	4043 - TRAVEL	5,250.00	3,200.00	5,250.00
52121 - INVEST	4049 - MISCELLANEOUS EXP	5,714.00	2,000.00	5,714.00
	TOTAL SHERIFF INVESTIGATIONS	953,360.12	722,527.80	869,335.36
52122 - SRT	1012 - OVERTIME	9,000.00	23,700.00	9,000.00
52122 - SRT	2024 - RETIREMENT	2,500.00	701.64	2,500.00
52122 - SRT	2029 - UNIFORMS	5,090.16	-	5,090.16
52122 - SRT	4041 - PROFESSIONAL SERV	15,000.00	15,000.00	15,000.00
	TOTAL SHERIFF SRT	31,590.16	39,401.64	31,590.16
52123 - SPCUNITS	2021 - L & I	150.00	558.00	150.00
52123 - SPCUNITS	2024 - RETIREMENT	3,500.00	1,000.00	3,500.00
52123 - SPCUNITS	2029 - UNIFORMS	4,850.00	-	4,850.00
52123 - SPCUNITS	4041 - PROFESSIONAL SERV	2,800.00	-	2,800.00
	TOTAL SHERIFF SPECIAL UNITS	11,300.00	1,558.00	11,300.00
52130 - CRMPREVENT	1012 - OVERTIME	7,000.00	1,476.50	1,500.00
52130 - CRMPREVENT	2021 - L & I	150.00	50.00	150.00
52130 - CRMPREVENT	2029 - UNIFORMS	750.00	-	750.00
52130 - CRMPREVENT	3031 - SUPPLIES	750.00	347.03	750.00
52130 - CRMPREVENT	3032 - FUEL	500.00	4,683.20	5,300.00
52130 - CRMPREVENT	4043 - TRAVEL	2,250.00	836.20	1,000.00
52130 - CRMPREVENT	4045 - RENTALS	-	1,620.00	1,700.00
52130 - CRMPREVENT	4048 - CONTR LABOR & SUPPLIES	2,000.00	1,490.07	2,000.00
	TOTAL SHERIFF CRIME PREVENTION	13,400.00	10,503.00	13,150.00

GENERAL FUND SHERIFF

BARS	Object	2023 Budget	2023 Estimate	2024 Budget
52170 - TRAFFICPLC	1011 - REGULAR EARNINGS	2,577,190.56	2,483,854.00	3,014,206.81
52170 - TRAFFICPLC	1012 - OVERTIME	289,713.64	232,100.00	317,236.44
52170 - TRAFFICPLC	1021 - CT PAYOUT	130,936.00	124,237.00	130,936.00
52170 - TRAFFICPLC	1023 - VACPAYOUT		-	94,000.00
52170 - TRAFFICPLC	2020 - VISION INS	6,883.20	4,691.00	8,030.40
52170 - TRAFFICPLC	2021 - L & I	85,445.28	4,463.00	112,925.03
52170 - TRAFFICPLC	2022 - MED INS	650,577.24	535,976.00	765,686.88
52170 - TRAFFICPLC	2023 - FICA/MED	198,548.56	216,356.00	227,651.60
52170 - TRAFFICPLC	2024 - RETIREMENT	140,428.73	149,825.00	157,710.20
52170 - TRAFFICPLC	2026 - DEF COMP	22,032.49	26,445.00	25,836.81
52170 - TRAFFICPLC	2027 - DENTAL INS	46,730.64	43,599.00	49,751.52
52170 - TRAFFICPLC	2028 - LIFE INS	17,641.44	15,148.00	20,553.12
52170 - TRAFFICPLC	2029 - UNIFORMS	33,906.00	-	58,806.00
52170 - TRAFFICPLC	2030 - SICK LEAVE TAX	4,801.32	6,253.00	7,381.58
52170 - TRAFFICPLC	3031 - SUPPLIES	124,630.00	105,000.00	124,630.00
52170 - TRAFFICPLC	3032 - FUEL	190,184.00	160,000.00	190,184.00
52170 - TRAFFICPLC	4041 - PROFESSIONAL SERV	19,556.00	15,700.00	19,556.00
52170 - TRAFFICPLC	4042 - COMMUNICATION	55,708.00	44,400.00	55,708.00
52170 - TRAFFICPLC	4043 - TRAVEL	23,000.00	6,700.00	23,000.00
52170 - TRAFFICPLC	4045 - RENTALS	3,000.00	430.00	3,000.00
52170 - TRAFFICPLC	4047 - UTILITIES	3,120.00	1,170.00	3,120.00
52170 - TRAFFICPLC	4048 - CONTR LABOR & SUPPLIES	100,539.00	119,000.00	100,539.00
52170 - TRAFFICPLC	4049 - MISCELLANEOUS EXP	27,817.00	35,000.00	24,524.00
52170 - TRAFFICPLC	5051 - Undefined	5,500.00	-	5,500.00
52170 - TRAFFICPLC	6064 - EQUIPMENT	213,000.00	-	240,000.00
52170 - TRAFFICPLC	9091 - INTERFUND SERVICES	5,907.00	-	5,907.00
	TOTAL SHERIFF POLICING	4,976,796.10	4,330,347.00	5,786,380.39
52510 - EMRSRVADM	1012 - OVERTIME	5,000.00	-	5,000.00
52510 - EMRSRVADM	3031 - SUPPLIES	3,000.00	330.75	3,000.00
52510 - EMRSRVADM	4048 - CONTR LABOR & SUPPLIES	10,595.00	10,645.00	10,595.00
52510 - EMRSRVADM	6064 - EQUIPMENT	61,841.00	62,154.00	61,841.00
	TOTAL SHERIFF EMERGENCY SERVICES	80,436.00	73,129.75	80,436.00
55812 - CODE ENFORCEMENT	1011 - REGULAR EARNINGS		-	97,435.15
55812 - CODE ENFORCEMENT	1012 - OVERTIME		-	5,500.00
55812 - CODE ENFORCEMENT	2020 - VISION INS		-	286.80
55812 - CODE ENFORCEMENT	2021 - L & I		-	4,033.04
55812 - CODE ENFORCEMENT	2022 - MED INS		-	27,345.96
55812 - CODE ENFORCEMENT	2023 - FICA/MED		-	6,944.52
55812 - CODE ENFORCEMENT	2024 - RETIREMENT		-	4,838.47
55812 - CODE ENFORCEMENT	2026 - DEF COMP		-	907.78
55812 - CODE ENFORCEMENT	2027 - DENTAL INS		-	1,776.84
55812 - CODE ENFORCEMENT	2028 - LIFE INS		-	734.04
55812 - CODE ENFORCEMENT	2029 - UNIFORMS		-	1,500.00
55812 - CODE ENFORCEMENT	2030 - SICK LEAVE TAX		-	259.35
55812 - CODE ENFORCEMENT	3031 - SUPPLIES		-	1,500.00
55812 - CODE ENFORCEMENT	3032 - FUEL		-	6,375.00
55812 - CODE ENFORCEMENT	4042 - COMMUNICATION		-	1,000.00
55812 - CODE ENFORCEMENT	4043 - TRAVEL		-	2,000.00
55812 - CODE ENFORCEMENT	4048 - CONTR LABOR & SUPPLIES		-	4,500.00
55812 - CODE ENFORCEMENT	4049 - MISCELLANEOUS EXP		-	1,000.00
55812 - CODE ENFORCEMENT	6064 - EQUIPMENT		-	80,000.00
	TOTAL CODE ENFORCEMENT	-	-	247,936.96
59428 - TBD (Budget)	6062 - BUILDINGS	52,893.00	-	52,893.00
	TOTAL SHERIFF EXPENSES	7,176,560.88	6,176,847.15	8,257,936.87
31371 - CRMNJUSTI	9999 - Non Specific Revenue	17,000.00	33,000.00	17,000.00
32290 - OTHER LICENSES & PERMITS	9999 - Non Specific Revenue	7,000.00	14,000.00	7,000.00
33100 - DIRECT FEDERAL GRANT	9999 - Non Specific Revenue	88,242.00	85,889.00	85,526.00
33300 - INDIRECT FEDERAL GRANT	9999 - Non Specific Revenue	12,000.00	12,000.00	12,000.00
33400 - STATE GRANT	9999 - Non Specific Revenue	99,990.38	85,709.61	92,490.38
34190 - TBD (Budget)	9999 - Non Specific Revenue	1,500.00	1,500.00	1,500.00
34210 - LESRVCS	9999 - Non Specific Revenue	1,172,112.27	608,120.24	1,474,118.27
34211 - LAWENFSERV	9999 - Non Specific Revenue	12,000.00	12,000.00	12,000.00
35724 - LAWENFRC	9999 - Non Specific Revenue	4,000.00	150.00	4,000.00
35734 - LWENFSRV	9999 - Non Specific Revenue	2,000.00	540.00	2,000.00
	TOTAL SHERIFF REVENUE	1,415,844.65	852,908.85	1,707,634.65

GENERAL FUND SUPERIOR COURT

BARS	Object	2023 Budget	2023 Estimate	2024 Budget
51221 - SUP COURT	1011 - REGULAR EARNINGS	234,545.37	264,713.00	331,514.41
51221 - SUP COURT	1031 - PART TIME EARNINGS	32,000.00	78,000.00	136,000.00
51221 - SUP COURT	2021 - L & I	1,313.02	608.00	1,695.68
51221 - SUP COURT	2022 - MED INS	30,349.20	33,061.00	43,324.68
51221 - SUP COURT	2023 - FICA/MED	14,845.62	17,437.00	19,800.96
51221 - SUP COURT	2024 - RETIREMENT	13,191.84	15,118.00	14,103.74
51221 - SUP COURT	2026 - DEF COMP	2,421.54	2,750.00	3,109.00
51221 - SUP COURT	2027 - DENTAL INS	1,514.40	1,704.00	2,107.08
51221 - SUP COURT	2028 - LIFE INS	48.96	55.00	73.44
51221 - SUP COURT	2030 - SICK LEAVE TAX	280.46	500.00	552.76
51221 - SUP COURT	3031 - SUPPLIES	15,000.00	7,500.00	15,000.00
51221 - SUP COURT	3035 - SMALL TOOLS & EQUIP		45,373.00	10,000.00
51221 - SUP COURT	4041 - PROFESSIONAL SERV	55,329.00	594,039.00	494,039.00
51221 - SUP COURT	4042 - COMMUNICATION	4,500.00	1,500.00	1,500.00
51221 - SUP COURT	4043 - TRAVEL	1,500.00	1,000.00	4,000.00
51221 - SUP COURT	4045 - RENTALS	1,750.00	-	3,550.00
51221 - SUP COURT	4048 - CONTR LABOR & SUPPLIES	800.00	63,235.00	30,800.00
51221 - SUP COURT	4049 - MISCELLANEOUS EXP	40,931.00	6,000.00	40,931.00
	TOTAL SUPERIOR COURT	450,320.41	1,132,593.00	1,152,101.75

GENERAL FUND TREASURER

BARS	Object	2023 Budget	2023 Estimate	2024 Budget
51422 - TREASURER	1011 - REGULAR EARNINGS	335,924.77	339,900.00	338,539.89
51422 - TREASURER	2021 - L & I	1,355.04	1,188.00	1,494.60
51422 - TREASURER	2022 - MED INS	65,153.40	64,050.00	66,610.20
51422 - TREASURER	2023 - FICA/MED	25,359.04	26,131.00	25,754.63
51422 - TREASURER	2024 - RETIREMENT	33,977.80	32,927.00	34,507.84
51422 - TREASURER	2026 - DEF COMP	5,855.40	5,647.00	5,970.76
51422 - TREASURER	2027 - DENTAL INS	3,786.00	3,737.00	3,511.80
51422 - TREASURER	2028 - LIFE INS	122.40	121.00	122.40
51422 - TREASURER	2030 - SICK LEAVE TAX	722.38	745.00	961.84
51422 - TREASURER	3031 - SUPPLIES	19,650.00	19,000.00	16,650.00
51422 - TREASURER	4042 - COMMUNICATION	16,775.00	16,500.00	16,775.00
51422 - TREASURER	4043 - TRAVEL	5,500.00	5,500.00	5,500.00
51422 - TREASURER	4045 - RENTALS	2,350.00	2,000.00	2,350.00
51422 - TREASURER	4046 - INSURANCE	2,700.00	2,700.00	2,700.00
51422 - TREASURER	4048 - CONTR LABOR & SUPPLIES	3,850.00	3,000.00	3,850.00
51422 - TREASURER	4049 - MISCELLANEOUS EXP	5,000.00	5,000.00	5,000.00
	TOTAL TREASURER EXPENSES	528,081.24	528,146.00	530,298.97
34142 - TREAS FEES	9999 - Non Specific Revenue	55,000.00	50,000.00	55,000.00
35900 - NON CRT FI	9999 - Non Specific Revenue	100,000.00	40,000.00	75,000.00
36111 - INVESTMENT INTEREST	9999 - Non Specific Revenue	70,000.00	1,800,000.00	1,000,000.00
36119 - INV FEES	9999 - Non Specific Revenue	12,000.00	15,000.00	15,000.00
36142 - DELINQUENT INTEREST	9999 - Non Specific Revenue	250,000.00	200,000.00	200,000.00
36920 - UNCLMDPRP	9999 - Non Specific Revenue	14,000.00	30,000.00	15,000.00
	TOTAL TREASURER REVENUE	501,000.00	2,135,000.00	1,360,000.00

GENERAL FUND HEALTH SERVICES

BARS	Object	2023 Budget	2023 Estimate	2024 Budget
56200 - PUBHEALTH	4041 - PROFESSIONAL SERV	160,925.00	160,923.00	161,690.00
	TOTAL HEALTH SERVICES	<u>160,925.00</u>	<u>160,923.00</u>	<u>161,690.00</u>

GENERAL FUND AUDITOR

BARS	Object	2023 Budget	2023 Estimate	2024 Budget
51410 - FINSERVICE	1011 - REGULAR EARNINGS	654,064.57	661,163.00	683,264.15
51410 - FINSERVICE	1012 - OVERTIME	-	13,000.00	6,000.00
51410 - FINSERVICE	2021 - L & I	2,303.57	1,900.00	2,540.82
51410 - FINSERVICE	2022 - MED INS	109,831.50	110,775.00	112,308.06
51410 - FINSERVICE	2023 - FICA/MED	48,286.92	48,990.00	51,206.70
51410 - FINSERVICE	2024 - RETIREMENT	64,698.16	66,710.00	68,610.29
51410 - FINSERVICE	2026 - DEF COMP	12,035.69	12,880.00	12,888.18
51410 - FINSERVICE	2027 - DENTAL INS	6,436.20	6,391.00	5,970.06
51410 - FINSERVICE	2028 - LIFE INS	208.08	202.00	208.08
51410 - FINSERVICE	2030 - SICK LEAVE TAX	1,375.51	1,482.00	1,912.39
51410 - FINSERVICE	3031 - SUPPLIES	12,500.00	12,500.00	12,500.00
51410 - FINSERVICE	4041 - PROFESSIONAL SERV	1,000.00	1,648.00	1,000.00
51410 - FINSERVICE	4042 - COMMUNICATION	11,000.00	11,000.00	11,000.00
51410 - FINSERVICE	4043 - TRAVEL	11,000.00	11,000.00	11,000.00
51410 - FINSERVICE	4044 - ADVERTISEMENT	250.00	150.00	250.00
51410 - FINSERVICE	4045 - RENTALS	3,000.00	2,500.00	3,000.00
51410 - FINSERVICE	4046 - INSURANCE	200.00	200.00	200.00
51410 - FINSERVICE	4048 - CONTR LABOR & SUPPLIES	10,000.00	10,000.00	10,000.00
51410 - FINSERVICE	4049 - MISCELLANEOUS EXP	6,000.00	8,900.00	6,000.00
51430 - RECORDING	1011 - REGULAR EARNINGS	-	-	26,877.00
	TOTAL AUDITOR EXPENSES	954,190.20	981,391.00	1,026,735.72
32220 - MARRIAGE	9999 - Non Specific Revenue	200.00	200.00	200.00
34121 - AUDFILDRD	9999 - Non Specific Revenue	95,000.00	47,000.00	50,000.00
34135 - OTRSTATCRT	9999 - Non Specific Revenue	7,000.00	3,500.00	4,000.00
34138 - RECSRCH	9999 - Non Specific Revenue	100.00	100.00	100.00
34143 - ACCTSERV	9999 - Non Specific Revenue	17,000.00	17,000.00	17,000.00
34148 - M V LICFEE	9999 - Non Specific Revenue	500,000.00	405,000.00	405,000.00
	TOTAL AUDITOR REVENUE	619,300.00	472,800.00	476,300.00

GENERAL FUND ANIMAL CONTROL

BARS	Object	2023 Budget	2023 Estimate	2024 Budget
55430 - ANIMAL CTR	5051 - Undefined	130,000.00	110,000.00	130,000.00
	TOTAL ANIMAL CONTROL	<u>130,000.00</u>	<u>110,000.00</u>	<u>130,000.00</u>

GENERAL FUND REGIONAL JUVENILE JUSTICE

BARS	Object	2023 Budget	2023 Estimate	2024 Budget
52780 - JUVFACILI	5051 - Undefined	390,000.00	365,000.00	390,000.00
	TOTAL REGIONAL JUVENILE JUSTICE	<u>390,000.00</u>	<u>365,000.00</u>	<u>390,000.00</u>

GENERAL FUND ADULT CARE AND CUSTODY

BARS	Object	2023 Budget	2023 Estimate	2024 Budget
52360 - CARE/CUST	5051 - Undefined	1,600,000.00	1,500,000.00	2,330,278.00
	TOTAL ADULT CARE AND CUSTODY	<u>1,600,000.00</u>	<u>1,500,000.00</u>	<u>2,330,278.00</u>

GENERAL FUND RIVERCOM

BARS	Object	2023 Budget	2023 Estimate	2024 Budget
52800 - TBD (Budget)	5051 - Undefined	2,376,042.00	2,200,246.00	2,376,042.00
	TOTAL RIVERCOM EXPENSE	<u>2,376,042.00</u>	<u>2,200,246.00</u>	<u>2,376,042.00</u>
31316 - EMRCOMTAX	9999 - Non Specific Revenue	2,200,000.00	2,024,204.00	2,200,000.00
	TOTAL RIVERCOM REVENUE	<u>2,200,000.00</u>	<u>2,024,204.00</u>	<u>2,200,000.00</u>

GENERAL FUND ADMINISTRATIVE SERVICES

BARS	Object	2023 Budget	2023 Estimate	2024 Budget
51310 - EXEC OFFIC	1011 - REGULAR EARNINGS	325,966.46	239,021.00	357,100.71
51310 - EXEC OFFIC	2021 - L & I	731.72	723.00	1,076.11
51310 - EXEC OFFIC	2022 - MED INS	46,158.72	23,185.00	52,977.46
51310 - EXEC OFFIC	2023 - FICA/MED	24,283.92	17,982.00	27,164.48
51310 - EXEC OFFIC	2024 - RETIREMENT	32,537.28	20,051.00	36,396.86
51310 - EXEC OFFIC	2026 - DEF COMP	7,935.92	3,902.00	8,877.28
51310 - EXEC OFFIC	2027 - DENTAL INS	2,423.04	1,230.00	2,528.50
51310 - EXEC OFFIC	2028 - LIFE INS	78.34	39.00	88.13
51310 - EXEC OFFIC	2030 - SICK LEAVE TAX	691.76	517.00	1,014.50
51310 - EXEC OFFIC	3031 - SUPPLIES	7,000.00	2,225.39	23,000.00
51310 - EXEC OFFIC	3032 - FUEL	1,000.00	26.78	1,000.00
51310 - EXEC OFFIC	4041 - PROFESSIONAL SERV	2,000.00	122.87	2,000.00
51310 - EXEC OFFIC	4042 - COMMUNICATION	1,500.00	374.85	1,500.00
51310 - EXEC OFFIC	4043 - TRAVEL	8,000.00	1,060.87	10,000.00
51310 - EXEC OFFIC	4044 - ADVERTISEMENT	250.00	176.11	250.00
51310 - EXEC OFFIC	4045 - RENTALS	2,500.00	7.51	4,500.00
51310 - EXEC OFFIC	4048 - CONTR LABOR & SUPPLIES	1,000.00	-	1,000.00
51310 - EXEC OFFIC	4049 - MISCELLANEOUS EXP	1,500.00	1,493.07	18,500.00
51310 - EXEC OFFIC	9095 - INTERFUND EQUIP RENTAL	2,040.00	-	2,040.00
51810 - PERSONNEL	1011 - REGULAR EARNINGS	269,899.25	400,047.34	242,113.57
51810 - PERSONNEL	2021 - L & I	758.82	956.00	717.41
51810 - PERSONNEL	2022 - MED INS	40,388.88	51,383.00	35,318.30
51810 - PERSONNEL	2023 - FICA/MED	20,018.74	29,067.00	18,371.78
51810 - PERSONNEL	2024 - RETIREMENT	97,587.49	36,685.00	24,615.78
51810 - PERSONNEL	2026 - DEF COMP	6,542.07	8,491.00	6,003.85
51810 - PERSONNEL	2027 - DENTAL INS	2,120.16	2,493.00	1,685.66
51810 - PERSONNEL	2028 - LIFE INS	68.54	80.00	58.75
51810 - PERSONNEL	2030 - SICK LEAVE TAX	570.26	872.00	686.12
51810 - PERSONNEL	3031 - SUPPLIES	6,000.00	5,920.12	6,000.00
51810 - PERSONNEL	3032 - FUEL	1,000.00	26.78	1,000.00
51810 - PERSONNEL	4041 - PROFESSIONAL SERV	2,000.00	1,347.38	2,000.00
51810 - PERSONNEL	4042 - COMMUNICATION	4,000.00	-	4,000.00
51810 - PERSONNEL	4043 - TRAVEL	7,800.00	4,933.93	7,000.00
51810 - PERSONNEL	4044 - ADVERTISEMENT	1,500.00	582.44	1,500.00
51810 - PERSONNEL	4045 - RENTALS	3,500.00	2,617.56	2,500.00
51810 - PERSONNEL	4048 - CONTR LABOR & SUPPLIES	3,000.00	-	3,000.00
51810 - PERSONNEL	4049 - MISCELLANEOUS EXP	5,000.00	3,697.00	5,000.00
51810 - PERSONNEL	9095 - INTERFUND EQUIP RENTAL	2,000.00	-	2,000.00
59113 - LTD EXECUTIVE OFFICE	7079 - OTHER DEBT		2,855.76	2,855.76
59413 - CAPITAL EXECUTIVE OFFICE	6064 - EQUIPMENT			
		50,000.00		
	TOTAL ADMINISTRATIVE SERVICES	991,351.37	864,192.76	917,441.00

GENERAL FUND OFFICE OF PUBLIC DEFENDER

BARS	Object	2023 Budget	2023 Estimate	2024 Budget
51591 - IND DEF	1011 - REGULAR EARNINGS	491,105.82	488,827.00	510,341.30
51591 - IND DEF	2021 - L & I	1,355.04	1,321.00	1,494.60
51591 - IND DEF	2022 - MED INS	69,799.80	70,700.00	71,256.60
51591 - IND DEF	2023 - FICA/MED	37,360.75	35,799.00	38,995.21
51591 - IND DEF	2024 - RETIREMENT	50,058.52	48,337.00	52,248.48
51591 - IND DEF	2026 - DEF COMP	11,405.11	11,426.00	11,907.82
51591 - IND DEF	2027 - DENTAL INS	3,786.00	3,786.00	3,511.80
51591 - IND DEF	2028 - LIFE INS	122.40	122.00	122.40
51591 - IND DEF	2030 - SICK LEAVE TAX	1,064.27	1,065.00	1,456.33
51591 - IND DEF	3031 - SUPPLIES	15,000.00	7,000.00	(3,000.00)
51591 - IND DEF	3032 - FUEL		5,000.00	5,000.00
51591 - IND DEF	4041 - PROFESSIONAL SERV	10,000.00	5,000.00	(5,000.00)
51591 - IND DEF	4042 - COMMUNICATION	7,000.00	3,000.00	(3,000.00)
51591 - IND DEF	4043 - TRAVEL	10,000.00	2,000.00	(5,000.00)
51591 - IND DEF	4044 - ADVERTISEMENT	750.00	750.00	750.00
51591 - IND DEF	4045 - RENTALS	2,500.00		
51591 - IND DEF	4048 - CONTR LABOR & SUPPLIES	5,000.00	-	5,000.00
51591 - IND DEF	4049 - MISCELLANEOUS EXP	5,000.00	2,000.00	(2,000.00)
51591 - IND DEF	6064 - EQUIPMENT	7,000.00		
51591 - IND DEF	7079 - OTHER DEBT		2,500.00	2,500.00
59415 - TBD (Budget)	6063 - OTHER IMPROVEMNTS	20,000.00		
59415 - TBD (Budget)	6064 - EQUIPMENT	80,000.00		
	TOTAL PUBLIC DEFENDER	828,307.71	688,633.00	686,584.55

GENERAL FUND CORONER

BARS	Object	2023 Budget	2023 Estimate	2024 Budget
56300 - CORONER SERVICES	1011 - REGULAR EARNINGS	89,343.90	89,340.00	167,304.62
56300 - CORONER SERVICES	2021 - L & I	271.01	271.00	597.84
56300 - CORONER SERVICES	2022 - MED INS	14,424.60	14,268.00	29,431.92
56300 - CORONER SERVICES	2023 - FICA/MED	6,834.81	6,835.00	12,452.26
56300 - CORONER SERVICES	2024 - RETIREMENT	9,157.75	8,836.00	9,157.75
56300 - CORONER SERVICES	2026 - DEF COMP	2,233.60	2,234.00	4,069.37
56300 - CORONER SERVICES	2027 - DENTAL INS	757.20	757.00	1,404.72
56300 - CORONER SERVICES	2028 - LIFE INS	24.48	25.00	48.96
56300 - CORONER SERVICES	2030 - SICK LEAVE TAX	194.70	195.00	465.05
56300 - CORONER SERVICES	3031 - SUPPLIES	5,000.00	5,000.00	5,000.00
56300 - CORONER SERVICES	3032 - FUEL	1,500.00	2,400.00	2,000.00
56300 - CORONER SERVICES	4041 - PROFESSIONAL SERV	25,000.00	45,000.00	40,000.00
56300 - CORONER SERVICES	4042 - COMMUNICATION	1,000.00	650.00	1,000.00
56300 - CORONER SERVICES	4043 - TRAVEL	3,500.00	3,000.00	3,500.00
56300 - CORONER SERVICES	4045 - RENTALS	9,000.00	9,000.00	9,000.00
56300 - CORONER SERVICES	4048 - CONTR LABOR & SUPPLIES	1,500.00	600.00	1,500.00
56300 - CORONER SERVICES	4049 - MISCELLANEOUS EXP	57,000.00	7,000.00	57,000.00
TOTAL CORONER		226,742.05	195,411.00	343,932.48

SPECIAL REVENUE FUNDS

These funds account for revenues derived from specific taxes, grants or other sources, which are designated to finance particular activities of Douglas County. The funds currently used under this category are:

Crime Victims Compensation - administers a program of benefits to innocent victims of criminal acts.

Law Library - provides law library access to judges of the state, state and county officials, members of the bar, and others as approved by the board of trustees.

N.C.W. District Fair - finance the production and promotion of the County Fair.

Treasurer's M & O - revolving fund used for defraying the cost of foreclosure, distraint, and sale for delinquent taxes without regard to budget limitations.

American Recovery Plan Act -to account for the American Recovery Plan Act federal grant.

Treasurer's Under/Over - serves as an adjustment fund for up to \$5.00 payments for an over or under payment on current year taxes.

Auditor's O & M - enables modernization of recording equipment and preservation of historical documents to archival quality.

WSU Publications and Meeting Fund – to account for monies collected from the sale of publications and meeting registrations to be used for replacement of publication supplies and meeting costs.

Paths & Trails - finances construction and maintenance of public ways open to pedestrians, equestrians or bicyclists.

County Roads - established for the construction, alteration, repair, improvement, or maintenance of county roads, bridges, and wharves.

Veteran's Relief - provides relief to indigent veterans and their families or the families of those deceased, in need of assistance.

Election Reserve - established for payment of expenses for conducting regular and special state and county elections, and compensation of election and registration officers, and the replacement or upgrading of election software and hardware.

County Arterial Preservation Program (C.A.P.P.) -funded from a \$.45/gallon increase in the Washington State Gas Tax to preserve county arterials and collectors, including such activities as crack filling, preleveling, seal coating and thick and thin overlays.

Law & Justice - provides assistance for additional police protection, mitigation of congested court systems, and relief of overcrowded jails.

Cumulative Reserve - provides payment of unexpected losses relating to health benefit coverage for employees; maintains county premium with stop loss reserves at a reasonable level and promotes health incentive programs for employees.

Drug Fund - established for the purpose of replenishing the Sheriff's revolving fund through deposits of fines.

Developmental Disabilities - provides services for children from birth through three years and vocational services to adults with developmental disabilities.

Boating Safety Fund – established to account for money received from the state for the purpose of boating safety.

County Wide Solid Waste - established program for solid waste handling, and solid waste recovery and/or recycling which will prevent land, air, and water pollution and conserve natural, economic, and energy resources.

Probation Assessment – to account for the fees collected by the District Court Probation department, to be used to fund probation expenses.

Housing Project Fund – set up pursuant to Senate House Bill 2060, to be used for operating and maintenance of low income housing projects.

Current Expense Equipment Replacement Program – used to account for the funding and replacement of department vehicles.

Building Maintenance – established using rent proceeds to fund miscellaneous maintenance on buildings owned by Douglas County.

Real Estate Excise Tax Technology Fund - dollars collected on property transfers to be used for the upgrade in technology for processing of Real Estate Excise Tax affidavits.

Historical Preservation – funded by revenue generated from SHB 1386, these funds are to be spent on historical preservation programs.

Jail Fund – funded by transfers from the General Fund to be spent on building a new Jail.

Pest Control – funded by an assessment against lands this fund is used to identify, detect, control and eradicate horticultural pests and diseases.

Technology Revolving fund – Initially funded by a transfer from the General Fund to be spent on needed software or hardware updates to be reimbursed over time by the fund that benefit from those purchases.

Employee Buyout – Initially funded by a transfer from the General Fund to be spent on unbudgeted buyouts of employees who have left employment to be reimbursed over time by the fund that benefit from those expenses.

CRIME VICTIMS

BARS	Object	2023 Budget	2023 Estimate	2024 Budget
50800 - ENDING FUND BALANCE	9998 - Non Specific Expense	296,621.07	294,806.80	242,742.00
51530 - PROSECUTOR	1011 - REGULAR EARNINGS	-	51,192.00	-
51570 - CRIMEVICTI	1011 - REGULAR EARNINGS	53,623.38	-	107,894.97
51570 - CRIMEVICTI	2021 - L & I	271.01	808.00	597.84
51570 - CRIMEVICTI	2022 - MED INS	12,101.40	12,102.00	24,785.52
51570 - CRIMEVICTI	2023 - FICA/MED	3,939.24	3,916.00	8,253.97
51570 - CRIMEVICTI	2024 - RETIREMENT	5,278.07	5,063.00	11,059.23
51570 - CRIMEVICTI	2026 - DEF COMP	514.93	512.00	1,078.95
51570 - CRIMEVICTI	2027 - DENTAL INS	757.20	757.20	1,404.72
51570 - CRIMEVICTI	2028 - LIFE INS	24.48	25.00	48.96
51570 - CRIMEVICTI	2030 - SICK LEAVE TAX	112.21	112.00	308.26
51570 - CRIMEVICTI	3031 - SUPPLIES	2,000.00	2,000.00	2,000.00
51570 - CRIMEVICTI	4042 - COMMUNICATION	1,500.00	1,500.00	1,500.00
51570 - CRIMEVICTI	4043 - TRAVEL	1,200.00	1,200.00	1,200.00
51570 - CRIMEVICTI	4048 - CONTR LABOR & SUPPLIES	1,000.00	1,000.00	1,000.00
51570 - CRIMEVICTI	4049 - MISCELLANEOUS EXP	1,300.00	1,300.00	1,300.00
51570 - CRIMEVICTI	9091 - INTERFUND SERVICES	7,828.00	7,828.00	7,828.00
	TOTAL CRIME VICTIM USES	388,071.00	384,122.00	413,002.42
30800 - BEGINNING FUND BALANCE	9999 - Non Specific Revenue	269,875.00	267,176.00	294,806.80
33300 - INDIRECT FEDERAL GRANT	9999 - Non Specific Revenue	15,946.00	15,946.00	15,946.00
33400 - STATE GRANT	9999 - Non Specific Revenue	65,000.00	65,000.00	65,000.00
34198 - CRIME VICS	9999 - Non Specific Revenue	37,250.00	36,000.00	37,250.00
	TOTAL CRIME VICTIM SOURCES	388,071.00	384,122.00	413,002.80

LAW LIBRARY

BARS	Object	2023 Budget	2023 Estimate	2024 Budget
50800 - ENDING FUND BALANCE	9998 - Non Specific Expense	-	10,095.34	-
51270 - LAWLIBRARY	3031 - SUPPLIES	10,000.00	10,196.66	20,095.34
	TOTAL LAW LIBRARY USES	10,000.00	20,292.00	20,095.34
30800 - BEGINNING FUND BALANCE	9999 - Non Specific Revenue	-	11,332.00	10,095.34
34120 - TBD (Budget)	9999 - Non Specific Revenue	5,000.00	8,960.00	5,000.00
34160 - TBD (Budget)	9999 - Non Specific Revenue	5,000.00	-	5,000.00
	TOTAL LAW LIBRARY SOURCES	10,000.00	20,292.00	20,095.34

NCW FAIR

BARS	Object	2023 Budget	2023 Estimate	2024 Budget
50800 - ENDING FUND BALANCE	9998 - Non Specific Expense	143,811.80	66,558.44	26,183.00
57370 - FAIR	1011 - REGULAR EARNINGS	199,454.86	205,490.00	201,463.47
57370 - FAIR	1051 - TEMP WAGES	34,860.77	35,000.00	36,471.00
57370 - FAIR	2021 - L & I	3,648.30	5,780.00	3,742.65
57370 - FAIR	2022 - MED INS	37,645.44	38,950.00	39,345.12
57370 - FAIR	2023 - FICA/MED	17,729.61	17,820.00	18,169.40
57370 - FAIR	2024 - RETIREMENT	20,182.13	20,200.00	20,606.34
57370 - FAIR	2026 - DEF COMP	3,416.83	3,900.00	3,508.89
57370 - FAIR	2027 - DENTAL INS	2,271.60	2,235.00	2,107.08
57370 - FAIR	2028 - LIFE INS	73.44	72.00	73.44
57370 - FAIR	2030 - SICK LEAVE TAX	505.05	517.56	678.56
57370 - FAIR	3031 - SUPPLIES	23,000.00	38,000.00	44,000.00
57370 - FAIR	3032 - FUEL	5,000.00	5,000.00	5,000.00
57370 - FAIR	3035 - SMALL TOOLS & EQUIP	1,250.00	1,500.00	1,250.00
57370 - FAIR	4041 - PROFESSIONAL SERV	187,000.00	225,000.00	266,899.00
57370 - FAIR	4042 - COMMUNICATION	2,000.00	2,000.00	2,000.00
57370 - FAIR	4043 - TRAVEL	4,500.00	5,500.00	6,000.00
57370 - FAIR	4044 - ADVERTISEMENT	20,000.00	12,000.00	20,000.00
57370 - FAIR	4045 - RENTALS	5,000.00	5,000.00	5,000.00
57370 - FAIR	4046 - INSURANCE	5,000.00	5,000.00	5,000.00
57370 - FAIR	4047 - UTILITIES	40,000.00	40,000.00	42,500.00
57370 - FAIR	4048 - CONTR LABOR & SUPPLIES	12,500.00	10,000.00	12,500.00
57370 - FAIR	4049 - MISCELLANEOUS EXP	52,000.00	70,000.00	36,000.00
57370 - FAIR	4901 - 4901	-	-	36,500.00
57370 - FAIR	4902 - 4902	-	-	5,000.00
57370 - FAIR	9091 - INTERFUND SERVICES	29,782.00	29,782.00	29,782.00
59173 - LTD CULTURAL AND COMMUNITY ACT	7079 - OTHER DEBT	-	-	1,624.68
59438 - CAPITAL EXPENDITURES	9998 - Non Specific Expense	-	-	91,000.00
	TOTAL FAIR USES	850,631.85	845,305.00	962,404.63
30800 - BEGINNING FUND BALANCE	9999 - Non Specific Revenue	103,668.85	125,437.00	66,558.44
33400 - STATE GRANT	9999 - Non Specific Revenue	78,000.00	50,260.00	50,000.00
34740 - EVENTADM	9999 - Non Specific Revenue	370,000.00	268,570.00	329,000.00
34790 - OTHER FEES	9999 - Non Specific Revenue	4,500.00	6,894.00	6,000.00
36111 - INVESTMENT INTEREST	9999 - Non Specific Revenue	100.00	100.00	100.00
36230 - TBD (Budget)	9999 - Non Specific Revenue	28,000.00	24,548.00	21,000.00
36240 - LEASE ST	9999 - Non Specific Revenue	42,500.00	42,500.00	52,000.00
36250 - LEASES LONG TERM	9999 - Non Specific Revenue	28,000.00	32,000.00	32,000.00
36280 - CONCPROCEE	9999 - Non Specific Revenue	58,000.00	93,073.00	97,000.00
36700 - DONATIONS	9999 - Non Specific Revenue	56,000.00	112,620.00	100,000.00
36990 - OTHER	9999 - Non Specific Revenue	-	7,440.00	47,750.00
39700 - TRANSFER IN	9999 - Non Specific Revenue	81,863.00	81,863.00	160,996.00
	TOTAL FAIR SOURCES	850,631.85	845,305.00	962,404.44

NCW FAIR LIVESTOCK FUND

BARS	Object	2023 Budget	2023 Estimate	2024 Budget
50800 - ENDING FUND BALANCE	9998 - Non Specific Expense	46,881.00	20,923.00	-
57370 - FAIR	4049 - MISCELLANEOUS EXP	285,000.00	301,000.00	320,923.00
	TOTAL FAIR LIVESTOCK USES	331,881.00	321,923.00	320,923.00
30800 - BEGINNING FUND BALANCE	9999 - Non Specific Revenue	36,881.00	22,923.00	20,923.00
36700 - DONATIONS	9999 - Non Specific Revenue	295,000.00	299,000.00	300,000.00
	TOTAL FAIR LIVESTOCK SOURCES	331,881.00	321,923.00	320,923.00

AMERICAN RECOVERY PLAN ACT

BARS	Object	2023 Budget	2023 Estimate	2024 Budget
50800 - ENDING FUND BALANCE	9998 - Non Specific Expense	-	7,784,010.06	-
51160 - LEISLATIVE	1011 - REGULAR EARNINGS	16,563.82		
51160 - LEISLATIVE	2021 - L & I	2,348.75		
51160 - LEISLATIVE	2023 - FICA/MED	1,267.13		
51160 - LEISLATIVE	2030 - SICK LEAVE TAX	36.10		
51221 - SUP COURT	1051 - TEMP WAGES	14,730.63	100,838.00	-
51221 - SUP COURT	2021 - L & I		126.00	-
51221 - SUP COURT	2023 - FICA/MED		7,714.00	-
51230 - CLERK	1011 - REGULAR EARNINGS	49,789.05	43,789.00	-
51230 - CLERK	1015 - SICK LEAVE		1,200.00	-
51230 - CLERK	1016 - VACATION		1,800.00	-
51230 - CLERK	1017 - FLOATER		182.12	-
51230 - CLERK	2021 - L & I	271.01	287.00	-
51230 - CLERK	2022 - MED INS	12,101.40	12,101.00	-
51230 - CLERK	2023 - FICA/MED	3,645.92	3,604.00	-
51230 - CLERK	2024 - RETIREMENT	4,885.05	4,757.00	-
51230 - CLERK	2026 - DEF COMP	476.59	472.00	-
51230 - CLERK	2027 - DENTAL INS	757.20	757.00	-
51230 - CLERK	2028 - LIFE INS	24.48	24.00	-
51230 - CLERK	2030 - SICK LEAVE TAX	103.86	103.00	-
51230 - CLERK	3031 - SUPPLIES	4,650.00	2,400.00	4,650.00
51230 - CLERK	4042 - COMMUNICATION		3,484.00	-
51230 - CLERK	4048 - CONTR LABOR & SUPPLIES	14,170.00	39,484.00	14,170.00
51240 - DISTCOURT	1011 - REGULAR EARNINGS	-	-	-
51310 - EXEC OFFIC	3031 - SUPPLIES	-	-	-
51310 - EXEC OFFIC	4041 - PROFESSIONAL SERV	-	53,927.00	-
51310 - EXEC OFFIC	4049 - MISCELLANEOUS EXP	4,809,090.24	-	4,809,090.24
51830 - CUSTODIAL	3031 - SUPPLIES	-	-	-
51863 - FINANCIAL ASSISTANCE AND OTHER	4041 - PROFESSIONAL SERV		48,109.86	-
51863 - FINANCIAL ASSISTANCE AND OTHER	4049 - MISCELLANEOUS EXP		624,074.00	-
51880 - INFOTECH	1011 - REGULAR EARNINGS	94,221.26	101,172.00	-
51880 - INFOTECH	1016 - VACATION		2,100.00	-
51880 - INFOTECH	1017 - FLOATER		398.72	-
51880 - INFOTECH	2021 - L & I	271.01	287.00	-
51880 - INFOTECH	2022 - MED INS	14,424.60	14,268.24	-
51880 - INFOTECH	2023 - FICA/MED	7,207.93	7,467.00	-
51880 - INFOTECH	2024 - RETIREMENT	9,657.68	10,484.00	-
51880 - INFOTECH	2026 - DEF COMP	2,355.53	2,603.00	-
51880 - INFOTECH	2027 - DENTAL INS	757.20	757.00	-
51880 - INFOTECH	2028 - LIFE INS	24.48	24.00	-
51880 - INFOTECH	2030 - SICK LEAVE TAX	205.33	446.00	-
51880 - INFOTECH	4041 - PROFESSIONAL SERV		3,905.00	-
51880 - INFOTECH	4049 - MISCELLANEOUS EXP		-	-
52170 - TRAFFICPLC	3031 - SUPPLIES	47,000.00	6,001.00	47,000.00
54420 - ROAD VACATIONS	4041 - PROFESSIONAL SERV	260,000.00	9,690.00	260,000.00
59173 - LTD CULTURAL AND COMMUNITY ACT	7079 - OTHER DEBT	-	1,444.00	-
59413 - CAPITAL EXECUTIVE OFFICE	6063 - OTHER IMPROVEMNTS		163,280.00	-
59413 - CAPITAL EXECUTIVE OFFICE	6064 - EQUIPMENT		-	-
59418 - TBD (Budget)	6064 - EQUIPMENT	400,000.00	94,477.00	2,649,099.82
59428 - TBD (Budget)	6063 - OTHER IMPROVEMNTS		4,220.00	-
59428 - TBD (Budget)	6064 - EQUIPMENT		26,838.00	-
59444 - CAPITAL EXPENDITURES	6064 - EQUIPMENT		1,090,503.00	-
59473 - Undefined	6063 - OTHER IMPROVEMNTS		47,231.00	-
59473 - Undefined	6064 - EQUIPMENT		89,220.00	-
	TOTAL ARPA USES	5,771,036.23	10,410,059.00	7,784,010.06
30800 - BEGINNING FUND BALANCE	9999 - Non Specific Revenue	5,771,036.23	6,192,272.00	7,784,010.06
33100 - DIRECT FEDERAL GRANT	9999 - Non Specific Revenue	-	4,217,787.00	-
361111 - INVESTMENT INTEREST	9999 - Non Specific Revenue	-	-	-
	TOTAL ARPA SOURCES	5,771,036.23	10,410,059.00	7,784,010.06

TREASURER M AND O

BARS	Object	2023 Budget	2023 Estimate	2024 Budget
50800 - ENDING FUND BALANCE	9998 - Non Specific Expense	60,040.00	96,608.00	74,687.00
51422 - TREASURER	4041 - PROFESSIONAL SERV	15,000.00	12,000.00	15,000.00
51422 - TREASURER	4042 - COMMUNICATION	11,000.00	11,000.00	11,000.00
51422 - TREASURER	4044 - ADVERTISEMENT	4,000.00	4,000.00	4,000.00
51422 - TREASURER	4049 - MISCELLANEOUS EXP	5,000.00	4,000.00	5,000.00
51422 - TREASURER	9091 - INTERFUND SERVICES	421.00	-	421.00
	TOTAL TREASURER M&O USES	95,461.00	127,608.00	110,108.00
30800 - BEGINNING FUND BALANCE	9999 - Non Specific Revenue	82,761.00	112,608.00	96,608.00
34142 - TREAS FEES	9999 - Non Specific Revenue	12,000.00	12,000.00	12,000.00
36111 - INVESTMENT INTEREST	9999 - Non Specific Revenue	700.00	3,000.00	1,500.00
	TOTAL TREASURER M&O SOURCES	95,461.00	127,608.00	110,108.00

TREASURER UNDER/OVER

BARS	Object	2023 Budget	2023 Estimate	2024 Budget
50800 - ENDING FUND BALANCE	9998 - Non Specific Expense	762.00	1,084.13	1,334.13
	TOTAL TREASURER UNDER/OVER USES	762.00	1,084.13	1,334.13
30800 - BEGINNING FUND BALANCE	9999 - Non Specific Revenue	512.00	634.13	1,084.13
36981 - OVER SHORT	9999 - Non Specific Revenue	250.00	450.00	250.00
	TOTAL TREASURER UNDER/OVER SOURCES	762.00	1,084.13	1,334.13

AUDITOR M AND O

BARS	Object	2023 Budget	2023 Estimate	2024 Budget
50800 - ENDING FUND BALANCE	9998 - Non Specific Expense	57,249.79	45,748.20	73,385.00
51410 - FINSERVICE	1011 - REGULAR EARNINGS	28,663.45	25,313.00	(1,999.39)
51410 - FINSERVICE	2021 - L & I	135.50	83.80	149.46
51410 - FINSERVICE	2022 - MED INS	6,050.70	6,051.00	6,196.38
51410 - FINSERVICE	2023 - FICA/MED	2,065.38	1,919.00	2,031.70
51410 - FINSERVICE	2024 - RETIREMENT	2,767.34	2,502.00	2,722.21
51410 - FINSERVICE	2026 - DEF COMP	269.98	253.00	265.58
51410 - FINSERVICE	2027 - DENTAL INS	378.60	379.00	351.18
51410 - FINSERVICE	2028 - LIFE INS	12.24	12.00	12.24
51410 - FINSERVICE	2030 - SICK LEAVE TAX	58.84	55.00	75.88
51410 - FINSERVICE	3031 - SUPPLIES	1,000.00	1,000.00	1,000.00
51410 - FINSERVICE	4041 - PROFESSIONAL SERV	3,000.00	1,500.00	23,000.00
51410 - FINSERVICE	4042 - COMMUNICATION	50.00	50.00	50.00
51410 - FINSERVICE	4043 - TRAVEL	1,000.00	600.00	1,000.00
51410 - FINSERVICE	4048 - CONTR LABOR & SUPPLIES	28,675.00	27,360.00	28,675.00
51410 - FINSERVICE	4049 - MISCELLANEOUS EXP	1,000.00	500.00	1,000.00
51410 - FINSERVICE	9091 - INTERFUND SERVICES	7,933.00	7,933.00	7,933.00
51410 - FINSERVICE	9998 - Non Specific Expense	16,614.10		
	TOTAL AUDITOR M&O USES	156,923.92	121,259.00	145,848.23
30800 - BEGINNING FUND BALANCE	9999 - Non Specific Revenue	45,209.82	41,159.00	45,748.20
33400 - STATE GRANT	9999 - Non Specific Revenue	16,614.10	-	20,000.00
34136 - AUDDOCPRSV	9999 - Non Specific Revenue	95,000.00	80,000.00	80,000.00
36111 - INVESTMENT INTEREST	9999 - Non Specific Revenue	100.00	100.00	100.00
	TOTAL AUDITOR M&O SOURCES	156,923.92	121,259.00	145,848.20

WSU PUBLICATIONS FUND

BARS	Object	2023 Budget	2023 Estimate	2024 Budget
50800 - ENDING FUND BALANCE	9998 - Non Specific Expense	63,149.00	95,879.00	96,852.00
57120 - EDUCSERV	3031 - SUPPLIES	16,000.00	15,259.00	12,000.00
57120 - EDUCSERV	4042 - COMMUNICATION	2,500.00	2,750.00	2,500.00
57120 - EDUCSERV	4043 - TRAVEL	5,000.00	7,100.00	5,000.00
57120 - EDUCSERV	4044 - ADVERTISEMENT	4,000.00	-	2,000.00
57120 - EDUCSERV	4045 - RENTALS	2,800.00	495.00	2,000.00
57120 - EDUCSERV	4049 - MISCELLANEOUS EXP	3,000.00	2,910.00	2,000.00
57120 - EDUCSERV	9091 - INTERFUND SERVICES	77.00	-	77.00
	TOTAL WSU PUBLICATION FUND USES	96,526.00	124,393.00	122,429.00
30800 - BEGINNING FUND BALANCE	9999 - Non Specific Revenue	83,676.00	80,327.00	95,879.00
33400 - STATE GRANT	9999 - Non Specific Revenue	-	-	-
34171 - TBD (Budget)	9999 - Non Specific Revenue	100.00	-	50.00
34316 - WEED CONTROL	9999 - Non Specific Revenue	250.00	500.00	500.00
34710 - COOPEXTSRV	9999 - Non Specific Revenue	9,500.00	40,000.00	25,000.00
36700 - DONATIONS	9999 - Non Specific Revenue	3,000.00	3,566.00	1,000.00
	TOTAL WSU PUBLICATION FUND SOURCES	96,526.00	124,393.00	122,429.00

EMERGENCY RESERVE FUND

BARS	Object	2023 Budget	2023 Estimate	2024 Budget
50800 - ENDING FUND BALANCE	9998 - Non Specific Expense	796,927.00	796,927.00	846,927.00
59700 - INTERFUND TRANSFER OUT	9998 - Non Specific Expense	-	-	-
	TOTAL EMERGENCY RESERVE USES	796,927.00	796,927.00	846,927.00
30800 - BEGINNING FUND BALANCE	9999 - Non Specific Revenue	746,927.00	746,927.00	796,927.00
39700 - TRANSFER IN	9999 - Non Specific Revenue	50,000.00	50,000.00	50,000.00
	TOTAL EMERGENCY RESERVE SOURCES	796,927.00	796,927.00	846,927.00

PATHS AND TRAILS

BARS	Object	2023 Budget	2023 Estimate	2024 Budget
50800 - ENDING FUND BALANCE	9998 - Non Specific Expense	5,311.00	11,851.00	4,661.00
59700 - INTERFUND TRANSFER OUT	9998 - Non Specific Expense	52,000.00	17,000.00	24,265.00
	TOTAL PATHS AND TRAILS USES	57,311.00	28,851.00	28,926.00
30800 - BEGINNING FUND BALANCE	9999 - Non Specific Revenue	6,236.00	11,776.00	11,851.00
33600 - ENTITLEMENT	8900 - GAS TAX	17,000.00	17,000.00	17,000.00
36111 - INVESTMENT INTEREST	9999 - Non Specific Revenue	75.00	75.00	75.00
39700 - TRANSFER IN	9999 - Non Specific Revenue	34,000.00		
	TOTAL PATHS AND TRAILS SOURCES	57,311.00	28,851.00	28,926.00

COUNTY ROAD

BARS	Object	2023 Budget	2023 Estimate	2024 Budget
50800 - ENDING FUND BALANCE	9998 - Non Specific Expense	2,880,556.00	6,092,576.00	2,080,625.13
Maintenance	9998 - Non Specific Expense	7,272,434.00	5,726,814.00	8,057,625.00
Preservation	6064 - EQUIPMENT	3,170,449.00	3,057,828.00	2,368,084.00
Construction	9998 - Non Specific Expense	5,945,754.00	3,578,362.00	7,131,903.65
General Services	9998 - Non Specific Expense	1,487,204.00	1,145,949.00	1,652,418.00
Operations	9998 - Non Specific Expense	2,659,586.00	2,162,450.00	2,768,692.00
Work for Others	9998 - Non Specific Expense	54,737.00	807,151.00	71,959.00
Capital Purchases	9998 - Non Specific Expense	209,500.00	110,936.00	61,000.00
Storm Water Fees	9998 - Non Specific Expense	344,565.00	344,565.00	344,888.00
Debt Redemption & Interest	9998 - Non Specific Expense	533,367.00	533,367.00	528,847.00
Assessments	9998 - Non Specific Expense	23,100.00	23,100.00	23,100.00
Transfers Out	9998 - Non Specific Expense	86,100.00	50,000.00	50,000.00
	TOTAL COUNTY ROAD USES	24,667,352.00	23,633,098.00	25,139,141.78
30800 - BEGINNING FUND BALANCE	9999 - Non Specific Revenue	5,573,856.00	6,451,302.00	6,092,575.78
31110 - PROP TAX	9999 - Non Specific Revenue	7,870,000.00	7,674,582.00	7,920,068.00
31000 - OTHER TAXES	9999 - Non Specific Revenue	130,000.00	143,602.00	130,000.00
CONSTRUCTION REVENUES	9999 - Non Specific Revenue	5,889,158.00	3,009,257.78	6,410,138.00
MOTER VEHICLE FUEL TAX	9999 - Non Specific Revenue	3,200,000.00	3,500,000.00	3,500,000.00
OTHER REVENUES	9999 - Non Specific Revenue	750,937.00	969,011.00	116,959.00
39700 - TRANSFER IN	9999 - Non Specific Revenue	1,253,401.00	1,885,343.00	969,401.00
	TOTAL COUNTY ROAD SOURCES	24,667,352.00	23,633,097.78	25,139,141.78

VETERANS RELIEF

BARS	Object	2023 Budget	2023 Estimate	2024 Budget
50800 - ENDING FUND BALANCE	9998 - Non Specific Expense	68,146.63	92,142.00	17,321.00
56520 - VETS SERV	1011 - REGULAR EARNINGS	29,712.00	38,090.00	83,155.65
56520 - VETS SERV	2021 - L & I	271.01	529.00	631.32
56520 - VETS SERV	2022 - MED INS	12,101.40	14,268.00	31,080.11
56520 - VETS SERV	2023 - FICA/MED	2,272.97	2,867.00	5,961.04
56520 - VETS SERV	2024 - RETIREMENT	3,045.48	3,857.00	3,993.51
56520 - VETS SERV	2026 - DEF COMP	797.12	980.00	2,448.05
56520 - VETS SERV	2027 - DENTAL INS	757.20	757.00	1,483.38
56520 - VETS SERV	2028 - LIFE INS	24.48	25.00	51.70
56520 - VETS SERV	2030 - SICK LEAVE TAX	64.75	85.00	222.62
56520 - VETS SERV	3031 - SUPPLIES	3,500.00	1,500.00	3,500.00
56520 - VETS SERV	3032 - FUEL	1,000.00	700.00	1,000.00
56520 - VETS SERV	4041 - PROFESSIONAL SERV	1,500.00	1,500.00	1,500.00
56520 - VETS SERV	4042 - COMMUNICATION	2,000.00	2,000.00	2,000.00
56520 - VETS SERV	4043 - TRAVEL	2,000.00	1,000.00	2,000.00
56520 - VETS SERV	4045 - RENTALS	-	-	-
56520 - VETS SERV	4048 - CONTR LABOR & SUPPLIES	350.00	300.00	350.00
56520 - VETS SERV	4049 - MISCELLANEOUS EXP	21,520.97	20,000.00	21,520.97
56520 - VETS SERV	6064 - EQUIPMENT	-	-	-
56520 - VETS SERV	9091 - INTERFUND SERVICES	4,023.00	300.00	4,023.00
	TOTAL VETERANS RELIEF USES	153,087.00	180,900.00	182,242.35
30800 - BEGINNING FUND BALANCE	9999 - Non Specific Revenue	84,970.00	87,900.00	92,142.00
31110 - PROP TAX	9999 - Non Specific Revenue	68,017.00	90,000.00	90,000.00
36111 - INVESTMENT INTEREST	9999 - Non Specific Revenue	100.00	3,000.00	100.00
	TOTAL VETERANS RELIEF SOURCES	153,087.00	180,900.00	182,242.00

ELECTION RESERVE

BARS	Object	2023 Budget	2023 Estimate	2024 Budget
50800 - ENDING FUND BALANCE	9998 - Non Specific Expense	1,000,000.00	1,000,000.00	1,000,000.00
51432 - REGISTRATI	4049 - MISCELLANEOUS EXP		53,647.00	80,000.00
51432 - REGISTRATI	6064 - EQUIPMENT	25,000.00	38,000.00	25,000.00
51432 - REGISTRATI	9091 - INTERFUND SERVICES	416.00	-	416.00
59700 - INTERFUND TRANSFER OUT	9998 - Non Specific Expense	254,084.00	507,529.00	329,084.00
	TOTAL ELECTION RESERVE USES	1,279,500.00	1,599,176.00	1,434,500.00
30800 - BEGINNING FUND BALANCE	9999 - Non Specific Revenue	1,000,000.00	1,279,709.00	1,000,000.00
33400 - STATE GRANT	9999 - Non Specific Revenue		53,467.00	80,000.00
34145 - ELECTIONSV	9999 - Non Specific Revenue	275,000.00	260,000.00	350,000.00
36111 - INVESTMENT INTEREST	9999 - Non Specific Revenue	4,500.00	6,000.00	4,500.00
	TOTAL ELECTION RESERVE USES	1,279,500.00	1,599,176.00	1,434,500.00

CAPP FUND

BARS	Object	2023 Budget	2023 Estimate	2024 Budget
50800 - ENDING FUND BALANCE	9998 - Non Specific Expense	254,333.00	485,352.00	535,352.00
59700 - INTERFUND TRANSFER OUT	9998 - Non Specific Expense	1,500,000.00	1,500,000.00	500,000.00
	TOTAL CAPP USES	1,754,333.00	1,985,352.00	1,035,352.00
30800 - BEGINNING FUND BALANCE	9999 - Non Specific Revenue	1,254,333.00	1,385,352.00	485,352.00
33600 - ENTITLEMENT	9999 - Non Specific Revenue	500,000.00	600,000.00	550,000.00
	TOTAL CAPP SOURCES	1,754,333.00	1,985,352.00	1,035,352.00

SOLID WASTE

BARS	Object	2023 Budget	2023 Estimate	2024 Budget
50800 - ENDING FUND BALANCE	9998 - Non Specific Expense	50,463.00	20,251.00	11,501.00
53710 - ADMIN	1011 - REGULAR EARNINGS	6,000.00	6,000.00	6,000.00
53710 - ADMIN	2020 - VISION INS	2,500.00	2,500.00	2,500.00
53810 - GENERAL ADMIN	9091 - INTERFUND SERVICES	250.00	250.00	250.00
53850 - NPDES	4041 - PROFESSIONAL SERV		-	
	TOTAL SOLID WASTE USES	59,213.00	29,001.00	20,251.00
30800 - BEGINNING FUND BALANCE	9999 - Non Specific Revenue	7,213.00	9,001.00	20,251.00
39700 - TRANSFER IN	9999 - Non Specific Revenue	52,000.00	20,000.00	-
	TOTAL SOLID WASTE SOURCES	59,213.00	29,001.00	20,251.00

LAW AND JUSTICE

BARS	Object	2023 Budget	2023 Estimate	2024 Budget
50800 - ENDING FUND BALANCE	9998 - Non Specific Expense	-	4,154.83	28,672.00
51230 - CLERK	1011 - REGULAR EARNINGS	76,715.93	87,859.33	78,462.86
51230 - CLERK	2021 - L & I	406.51	812.67	448.38
51230 - CLERK	2022 - MED INS	18,152.10	18,227.00	18,589.14
51230 - CLERK	2023 - FICA/MED	5,699.03	6,724.00	5,986.11
51230 - CLERK	2024 - RETIREMENT	7,635.96	8,642.00	8,020.61
51230 - CLERK	2026 - DEF COMP	744.97	1,390.00	782.50
51230 - CLERK	2027 - DENTAL INS	1,135.80	1,073.00	1,053.54
51230 - CLERK	2028 - LIFE INS	36.72	35.00	36.72
51230 - CLERK	2030 - SICK LEAVE TAX	162.34	191.00	223.56
51530 - PROSECUTOR	1011 - REGULAR EARNINGS	110,847.45	112,429.00	120,390.62
51530 - PROSECUTOR	2021 - L & I	271.01	1,463.00	298.92
51530 - PROSECUTOR	2022 - MED INS	13,442.64	14,268.00	14,715.96
51530 - PROSECUTOR	2023 - FICA/MED	8,452.67	8,103.00	8,863.34
51530 - PROSECUTOR	2024 - RETIREMENT	11,325.48	11,111.00	-
51530 - PROSECUTOR	2026 - DEF COMP	2,762.31	2,811.00	2,896.52
51530 - PROSECUTOR	2027 - DENTAL INS	757.20	757.00	702.36
51530 - PROSECUTOR	2028 - LIFE INS	24.48	25.00	24.48
51530 - PROSECUTOR	2030 - SICK LEAVE TAX	240.79	245.00	331.01
52170 - TRAFFICPLC	1011 - REGULAR EARNINGS	95,860.58	100,794.45	107,118.15
52170 - TRAFFICPLC	1012 - OVERTIME	5,000.00	3,723.00	5,000.00
52170 - TRAFFICPLC	2020 - VISION INS	286.80	286.00	286.80
52170 - TRAFFICPLC	2021 - L & I	3,548.93	5,170.00	4,033.04
52170 - TRAFFICPLC	2022 - MED INS	26,603.16	26,511.00	27,345.96
52170 - TRAFFICPLC	2023 - FICA/MED	6,677.43	7,780.00	6,944.52
52170 - TRAFFICPLC	2024 - RETIREMENT	4,652.38	5,538.00	4,838.47
52170 - TRAFFICPLC	2026 - DEF COMP	872.87	993.00	907.78
52170 - TRAFFICPLC	2027 - DENTAL INS	1,915.56	1,909.00	1,776.84
52170 - TRAFFICPLC	2028 - LIFE INS	734.04	559.00	734.04
52170 - TRAFFICPLC	2030 - SICK LEAVE TAX	190.22	228.00	259.35
52170 - TRAFFICPLC	9095 - INTERFUND EQUIP RENTAL	368,431.64	367,856.00	482,909.00
51990 - MISC	9091 - INTERFUND SERVICES	29,192.00	29,192.00	31,502.00
	TOTAL LAW AND JUSTICE USES	802,778.99	830,860.28	964,154.59
30800 - BEGINNING FUND BALANCE	9999 - Non Specific Revenue	7,779.00	(5,921.72)	4,154.83
33600 - ENTITLEMENT	0610 - CRMNLJUSCT	500,000.00	543,782.00	530,000.00
33828 - TBD (Budget)	9999 - Non Specific Revenue	10,000.00	8,000.00	10,000.00
39700 - TRANSFER IN	9999 - Non Specific Revenue	285,000.00	285,000.00	420,000.00
	TOTAL LAW AND JUSTICE SOURCES	802,779.00	830,860.28	964,154.83

CUMULATIVE RESERVE

BARS	Object	2023 Budget	2023 Estimate	2024 Budget
50800 - ENDING FUND BALANCE	9998 - Non Specific Expense	19,873.00	25,145.55	21,145.55
51730 - HLTHINSSRV	4041 - PROFESSIONAL SERV		2,000.00	-
51790 - OTHERBENEP	4049 - MISCELLANEOUS EXP	5,000.00	1,620.00	5,000.00
51790 - OTHERBENEP	9091 - INTERFUND SERVICES	16.00	16.00	-
	TOTAL CUMULATIVE RESERVE USES	24,889.00	28,781.55	26,145.55
30800 - BEGINNING FUND BALANCE	9999 - Non Specific Revenue	24,789.00	48,870.30	25,145.55
36111 - INVESTMENT INTEREST	9999 - Non Specific Revenue	100.00	(20,088.75)	1,000.00
	TOTAL CUMULATIVE RESERVE SOURCES	24,889.00	28,781.55	26,145.55

DRUG FUND

BARS	Object	2023 Budget	2023 Estimate	2024 Budget
50800 - ENDING FUND BALANCE	9998 - Non Specific Expense	22,537.32	13,218.77	22,412.00
52170 - TRAFFICPLC	1012 - OVERTIME	10,000.00	-	10,000.00
52170 - TRAFFICPLC	2029 - UNIFORMS	1,000.00	-	1,000.00
52170 - TRAFFICPLC	3031 - SUPPLIES	2,000.00	195.23	2,000.00
52170 - TRAFFICPLC	4041 - PROFESSIONAL SERV	500.00	-	500.00
52170 - TRAFFICPLC	4043 - TRAVEL	1,250.00	-	1,250.00
52170 - TRAFFICPLC	4044 - ADVERTISEMENT	1,000.00	-	1,000.00
52170 - TRAFFICPLC	4045 - RENTALS	500.00	-	500.00
52170 - TRAFFICPLC	4048 - CONTR LABOR & SUPPLIES	5,000.00	-	5,000.00
52170 - TRAFFICPLC	4049 - MISCELLANEOUS EXP	500.00	-	500.00
52170 - TRAFFICPLC	9091 - INTERFUND SERVICES	57.00	-	57.00
	TOTAL DRUG FUND USES	44,344.32	13,414.00	44,219.00
30800 - BEGINNING FUND BALANCE	9999 - Non Specific Revenue	13,344.32	13,414.00	13,218.77
33600 - ENTITLEMENT	9999 - Non Specific Revenue	28,000.00	-	28,000.00
35150 - INVASSESSM	9999 - Non Specific Revenue	3,000.00	-	3,000.00
36930 - CONFISCATED AND FORFIETED PROPERTY	9999 - Non Specific Revenue	-	-	-
	TOTAL DRUG FUND SOURCES	44,344.32	13,414.00	44,218.77

DEVELOPMENT DISABILITIES

BARS	Object	2023 Budget	2023 Estimate	2024 Budget
50800 - ENDING FUND BALANCE	9998 - Non Specific Expense	966,832.12	1,141,725.66	625,740.00
56810 - DDADMIN	1011 - REGULAR EARNINGS	161,724.52	130,873.00	149,333.48
56810 - DDADMIN	2021 - L & I	542.02	2,117.00	597.84
56810 - DDADMIN	2022 - MED INS	28,849.20	27,041.00	29,431.92
56810 - DDADMIN	2023 - FICA/MED	11,919.47	10,009.34	11,293.66
56810 - DDADMIN	2024 - RETIREMENT	15,970.53	12,926.00	15,132.02
56810 - DDADMIN	2026 - DEF COMP	3,895.25	3,272.00	3,690.74
56810 - DDADMIN	2027 - DENTAL INS	1,514.40	1,388.00	1,404.72
56810 - DDADMIN	2028 - LIFE INS	48.96	45.00	48.96
56810 - DDADMIN	2030 - SICK LEAVE TAX	339.54	285.00	421.78
56810 - DDADMIN	3031 - SUPPLIES	3,500.00	10,000.00	7,500.00
56810 - DDADMIN	4041 - PROFESSIONAL SERV	2,500.00	1,500.00	2,500.00
56810 - DDADMIN	4042 - COMMUNICATION	6,600.00	4,000.00	6,600.00
56810 - DDADMIN	4043 - TRAVEL	13,000.00	13,000.00	13,000.00
56810 - DDADMIN	4045 - RENTALS	20,332.00	800.00	20,332.00
56810 - DDADMIN	4049 - MISCELLANEOUS EXP	1,500.00	-	1,500.00
56810 - DDADMIN	9091 - INTERFUND SERVICES	21,839.00	-	21,839.00
56840 - COMMUNITY INFORMATION	4041 - PROFESSIONAL SERV	143,324.00	163,870.00	143,324.00
56861 - CHILDEVL	4041 - PROFESSIONAL SERV	147,036.00	156,226.00	147,036.00
56862 - GROUPEMPL	4041 - PROFESSIONAL SERV	125,000.00	61,800.00	125,000.00
56864 - INDIVIDUAL	4041 - PROFESSIONAL SERV	633,983.00	1,308,854.00	1,800,000.00
56867 - COMMACCESS	4041 - PROFESSIONAL SERV	215,000.00	667,000.00	1,000,000.00
56894 - TBD (Budget)	4041 - PROFESSIONAL SERV	90,000.00	-	90,000.00
	TOTAL DEVELOPMENT DISABILITIES USES	2,615,250.00	3,716,732.00	4,215,726.11
30800 - BEGINNING FUND BALANCE	9999 - Non Specific Revenue	811,100.00	818,153.00	1,141,725.66
31110 - PROP TAX	9999 - Non Specific Revenue	80,000.00	90,000.00	80,000.00
33400 - STATE GRANT	9999 - Non Specific Revenue	1,530,150.00	2,608,579.00	2,800,000.00
34640 - MH SERVICE	9999 - Non Specific Revenue	180,000.00	200,000.00	180,000.00
36990 - OTHER	9999 - Non Specific Revenue	14,000.00	-	14,000.00
	TOTAL DEVELOPMENT DISABILITIES SOURCES	2,615,250.00	3,716,732.00	4,215,725.66

BEHAVIOURAL HEALTH TAX

BARS	Object	2023 Budget	2023 Estimate	2024 Budget
50800 - ENDING FUND BALANCE	9998 - Non Specific Expense	475,505.00	478,649.00	566,649.00
	TOTAL BEHAVIORAL HEALTH TAX USES	475,505.00	478,649.00	566,649.00
30800 - BEGINNING FUND BALANCE	9999 - Non Specific Revenue	387,505.00	390,649.00	478,649.00
31110 - PROP TAX	9999 - Non Specific Revenue	88,000.00	88,000.00	88,000.00
	TOTAL BEHAVIORAL HEALTH TAX SOURCES	475,505.00	478,649.00	566,649.00

BOATING SAFETY

BARS	Object	2023 Budget	2023 Estimate	2024 Budget
50800 - ENDING FUND BALANCE	9998 - Non Specific Expense	4,398.00	40,575.00	20,278.05
57129 - OTHEREDU	1011 - REGULAR EARNINGS	12,000.00	-	12,000.00
57129 - OTHEREDU	2029 - UNIFORMS	2,715.00	-	2,715.00
57129 - OTHEREDU	3031 - SUPPLIES	5,617.95	-	5,617.95
57129 - OTHEREDU	3032 - FUEL	-	-	-
57129 - OTHEREDU	4043 - TRAVEL	2,000.00	-	2,000.00
57129 - OTHEREDU	4045 - RENTALS	1,500.00	-	1,500.00
57129 - OTHEREDU	4048 - CONTR LABOR & SUPPLIES	8,000.00	-	8,000.00
57129 - OTHEREDU	4049 - MISCELLANEOUS EXP	200.00	-	200.00
57129 - OTHEREDU	9091 - INTERFUND SERVICES	264.00	-	264.00
	TOTAL BOATING SAFETY USES	36,694.95	40,575.00	52,575.00
30800 - BEGINNING FUND BALANCE	9999 - Non Specific Revenue	24,694.95	28,575.00	40,575.00
33300 - INDIRECT FEDERAL GRANT	9999 - Non Specific Revenue	-	-	-
33600 - ENTITLEMENT	8400 - VESSELFEE	12,000.00	12,000.00	12,000.00
	TOTAL BOATING SAFETY SOURCES	36,694.95	40,575.00	52,575.00

COUNTY WIDE SOLID WASTE

BARS	Object	2023 Budget	2023 Estimate	2024 Budget
50800 - ENDING FUND BALANCE	9998 - Non Specific Expense	848,749.70	546,758.00	5,888.00
53780 - OPERATING	1011 - REGULAR EARNINGS	250,204.93	290,000.00	327,467.92
53780 - OPERATING	1051 - TEMP WAGES	13,320.29	-	14,895.57
53780 - OPERATING	2021 - L & I	2,211.42	12,500.00	2,738.11
53780 - OPERATING	2022 - MED INS	54,393.24	60,000.00	71,100.24
53780 - OPERATING	2023 - FICA/MED	19,747.96	24,000.00	25,749.21
53780 - OPERATING	2024 - RETIREMENT	25,094.35	28,000.00	27,712.94
53780 - OPERATING	2026 - DEF COMP	5,404.22	8,000.00	7,248.74
53780 - OPERATING	2027 - DENTAL INS	3,028.80	3,200.00	3,511.80
53780 - OPERATING	2028 - LIFE INS	97.92	110.00	122.40
53780 - OPERATING	2030 - SICK LEAVE TAX	562.55	700.00	961.64
53780 - OPERATING	3031 - SUPPLIES	12,000.00	39,500.00	40,000.00
53780 - OPERATING	3032 - FUEL	12,000.00	13,600.00	15,000.00
53780 - OPERATING	3035 - SMALL TOOLS & EQUIP	5,100.00	28,000.00	20,000.00
53780 - OPERATING	4041 - PROFESSIONAL SERV	80,000.00	150,000.00	150,000.00
53780 - OPERATING	4042 - COMMUNICATION	3,000.00	2,300.00	4,000.00
53780 - OPERATING	4043 - TRAVEL	3,600.00	5,000.00	6,000.00
53780 - OPERATING	4044 - ADVERTISEMENT	12,000.00	19,000.00	25,000.00
53780 - OPERATING	4045 - RENTALS	10,000.00	8,472.00	10,000.00
53780 - OPERATING	4046 - INSURANCE	9,789.00	78,000.00	14,580.00
53780 - OPERATING	4048 - CONTR LABOR & SUPPLIES	12,000.00	33,500.00	30,000.00
53780 - OPERATING	4049 - MISCELLANEOUS EXP	6,000.00	10,500.00	40,000.00
53780 - OPERATING	5051 - Undefined	36,392.00	25,090.00	25,090.00
53780 - OPERATING	6062 - BUILDINGS	90,000.00	150,000.00	300,000.00
53780 - OPERATING	6064 - EQUIPMENT	135,000.00	150,000.00	205,000.00
	TOTAL COUNTY WIDE SOLID WASTE USES	1,649,696.37	1,686,230.00	1,372,066.56
30800 - BEGINNING FUND BALANCE	9999 - Non Specific Revenue	924,377.37	1,075,911.00	546,748.00
33400 - STATE GRANT	9999 - Non Specific Revenue	240,000.00	230,000.00	260,000.00
34370 - SW SERVICE	9999 - Non Specific Revenue	162,000.00	162,000.00	162,000.00
34390 - TBD (Budget)	9999 - Non Specific Revenue	218,319.00	218,319.00	218,319.00
36990 - OTHER	9999 - Non Specific Revenue	105,000.00	-	15,000.00
39700 - TRANSFER IN	9999 - Non Specific Revenue	-	-	170,000.00
	TOTAL COUNTY WIDE SOLID WASTE SOURCES	1,649,696.37	1,686,230.00	1,372,067.00

ADULT PROBATION

BARS	Object	2023 Budget	2023 Estimate	2024 Budget
50800 - ENDING FUND BALANCE	9998 - Non Specific Expense	221,099.20	210,984.00	168,455.00
51240 - DISTCOURT	1011 - REGULAR EARNINGS	97,632.57	90,569.00	100,817.14
51240 - DISTCOURT	2021 - L & I	3,634.51	2,622.00	3,676.38
51240 - DISTCOURT	2022 - MED INS	18,152.10	17,648.00	18,589.14
51240 - DISTCOURT	2023 - FICA/MED	7,305.95	6,765.00	7,525.12
51240 - DISTCOURT	2024 - RETIREMENT	9,789.01	8,921.00	10,082.68
51240 - DISTCOURT	2026 - DEF COMP	955.03	906.00	983.68
51240 - DISTCOURT	2027 - DENTAL INS	1,135.80	1,104.00	1,053.54
51240 - DISTCOURT	2028 - LIFE INS	36.72	36.00	36.72
51240 - DISTCOURT	2030 - SICK LEAVE TAX	208.12	197.00	281.04
51240 - DISTCOURT	9091 - INTERFUND SERVICES	11,984.00	11,984.00	11,984.00
	TOTAL ADULT PROBATION USES	371,933.00	351,736.00	323,484.44
30800 - BEGINNING FUND BALANCE	9999 - Non Specific Revenue	246,933.00	251,736.00	210,984.00
34233 - ADLTPROBA	9999 - Non Specific Revenue	125,000.00	100,000.00	112,500.00
	TOTAL ADULT PROBATION SOURCES	371,933.00	351,736.00	323,484.00

COUNTY RISK POOL

BARS	Object	2023 Budget	2023 Estimate	2024 Budget
50800 - ENDING FUND BALANCE	9998 - Non Specific Expense	725,459.00	570,297.19	554,486.00
51860 - TBD (Budget)	4046 - INSURANCE	550,000.00	685,000.00	633,430.00
51860 - TBD (Budget)	4049 - MISCELLANEOUS EXP		2,448.61	-
51860 - TBD (Budget)	9091 - INTERFUND SERVICES	3,279.00	3,279.00	2,894.00
51890 - OTHERSERV	4049 - MISCELLANEOUS EXP		32,252.20	40,000.00
	TOTAL COUNTY RISK POOL USES	1,278,738.00	1,293,277.00	1,230,810.00
30800 - BEGINNING FUND BALANCE	9999 - Non Specific Revenue	700,669.00	715,208.00	570,297.09
39700 - TRANSFER IN	9999 - Non Specific Revenue	578,069.00	578,069.00	660,513.00
	TOTAL COUNTY RISK POOL SOURCES	1,278,738.00	1,293,277.00	1,230,810.09

STATE RETIREMENT CONTINGENCY

BARS	Object	2023 Budget	2023 Estimate	2024 Budget
50800 - ENDING FUND BALANCE	9998 - Non Specific Expense	-	93,366.00	-
59400 - TBD (Budget)	6064 - EQUIPMENT	93,366.00	-	93,366.00
	TOTAL COUNTY STATE RETIREMENT USES	93,366.00	93,366.00	93,366.00
30800 - BEGINNING FUND BALANCE	9999 - Non Specific Revenue	93,366.00	93,366.00	93,366.00
	TOTAL COUNTY STATE RETIREMENT SOURCES	93,366.00	93,366.00	93,366.00

LOCAL GOVERNMENT ASSISTANCE

BARS	Object	2023 Budget	2023 Estimate	2024 Budget
50800 - ENDING FUND BALANCE	9998 - Non Specific Expense	2,971,378.00	6,386,140.00	5,382,704.00
51990 - MISC	4049 - MISCELLANEOUS EXP	1,000,000.00	-	1,000,000.00
51990 - MISC	9091 - INTERFUND SERVICES	-	-	4,436.00
59413 - CAPITAL EXECUTIVE OFFICE	6062 - BUILDINGS	-	-	-
	TOTAL LOCAL GOVERNMENT ASSISTANCE USES	3,971,378.00	6,386,140.00	6,387,140.00
30800 - BEGINNING FUND BALANCE	9999 - Non Specific Revenue	3,970,378.00	6,321,140.00	6,386,140.00
36111 - INVESTMENT INTEREST	9999 - Non Specific Revenue	1,000.00	65,000.00	1,000.00
39700 - TRANSFER IN	9999 - Non Specific Revenue	-	-	-
	TOTAL LOCAL GOVERNMENT ASSISTANCE SOURCES	3,971,378.00	6,386,140.00	6,387,140.00

CURRENT EXPENSE EQUIPMENT REPLACEMENT

BARS	Object	2023 Budget	2023 Estimate	2024 Budget
50800 - ENDING FUND BALANCE	9998 - Non Specific Expense	955,827.00	1,290,750.86	1,179,131.86
51990 - MISC	9091 - INTERFUND SERVICES	4,322.00	4,322.00	4,322.00
59421 - Undefined	6064 - EQUIPMENT	500,000.00	450,000.00	500,000.00
	TOTAL CURRENT EXPENSE EQUIPMENT REPLACEMENT USES	1,460,149.00	1,745,072.86	1,683,453.86
30800 - BEGINNING FUND BALANCE	9999 - Non Specific Revenue	1,067,446.00	1,355,779.86	1,290,750.86
39700 - TRANSFER IN	9999 - Non Specific Revenue	392,703.00	389,293.00	392,703.00
	TOTAL CURRENT EXPENSE EQUIPMENT REPLACEMENT SOURCES	1,460,149.00	1,745,072.86	1,683,453.86

COUNTY COMMUNITY DEVELOPMENT

BARS	Object	2023 Budget	2023 Estimate	2024 Budget
50800 - ENDING FUND BALANCE	9998 - Non Specific Expense	-	430,790.27	368,435.27
55920 - HSG/CMSRV	5051 - Undefined		74,500.73	100,000.00
56540 - TBD (Budget)	4049 - MISCELLANEOUS EXP	483,969.00	-	-
56540 - TBD (Budget)	9091 - INTERFUND SERVICES	123.00	123.00	355.00
	TOTAL COUNTY COMMUNITY DEVELOPMENT USES	484,092.00	505,414.00	468,790.27
30800 - BEGINNING FUND BALANCE	9999 - Non Specific Revenue	334,092.00	467,414.00	430,790.27
34121 - AUDFILDRDR	9999 - Non Specific Revenue	150,000.00	38,000.00	38,000.00
	TOTAL COUNTY COMMUNITY DEVELOPMENT SOURCES	484,092.00	505,414.00	468,790.27

LEGAL OBLIGATIONS

BARS	Object	2023 Budget	2023 Estimate	2024 Budget
50800 - ENDING FUND BALANCE	9998 - Non Specific Expense	68,231.00	68,098.00	68,344.00
51230 - CLERK	3031 - SUPPLIES	2,000.00	1,500.00	2,000.00
51230 - CLERK	9091 - INTERFUND SERVICES	225.00	-	225.00
	TOTAL LEGAL OBLIGATIONS USES	70,456.00	69,598.00	70,569.00
30800 - BEGINNING FUND BALANCE	9999 - Non Specific Revenue	67,985.00	69,598.00	68,098.00
33600 - ENTITLEMENT	0120 - LFO COLLEC	2,471.00	-	2,471.00
	TOTAL LEGAL OBLIGATIONS SOURCES	70,456.00	69,598.00	70,569.00

BUILDING MAINTENANCE

BARS	Object	2023 Budget	2023 Estimate	2024 Budget
50800 - ENDING FUND BALANCE	9998 - Non Specific Expense	762,886.00	1,176,790.93	689,908.93
51830 - CUSTODIAL	3031 - SUPPLIES	500,000.00	6,005.80	496,882.00
51830 - CUSTODIAL	4048 - CONTR LABOR & SUPPLIES		63,290.22	-
51830 - CUSTODIAL	9091 - INTERFUND SERVICES		3,106.00	800.00
57370 - FAIR	3031 - SUPPLIES		23,240.05	-
	TOTAL BUILDING MAINTENANCE USES	1,262,886.00	1,272,433.00	1,187,590.93
30800 - BEGINNING FUND BALANCE	9999 - Non Specific Revenue	1,247,226.00	1,254,637.00	1,176,790.93
36250 - LEASES LONG TERM	9999 - Non Specific Revenue	15,660.00	17,796.00	10,800.00
	TOTAL BUILDING MAINTENANCE SOURCES	1,262,886.00	1,272,433.00	1,187,590.93

DOMESTIC VIOLENCE COURT ADVOCATE

BARS	Object	2023 Budget	2023 Estimate	2024 Budget
50800 - ENDING FUND BALANCE	9998 - Non Specific Expense	2,296.00	4,946.32	4,946.32
	TOTAL DOMESTIC VIOLENCE COURT ADVOCATE USES	2,296.00	4,946.32	4,946.32
30800 - BEGINNING FUND BALANCE	9999 - Non Specific Revenue	2,296.00	4,934.23	4,946.32
34233 - ADLTPROBA	9999 - Non Specific Revenue		12.09	-
	TOTAL DOMESTIC VIOLENCE COURT ADVOCATE SOURCES	2,296.00	4,946.32	4,946.32

TRIAL COURT IMPROVEMENT

BARS	Object	2023 Budget	2023 Estimate	2024 Budget
50800 - ENDING FUND BALANCE	9998 - Non Specific Expense	61,692.00	84,268.00	84,237.00
51250 - DIST COURT	3031 - SUPPLIES	25,000.00	-	25,000.00
51250 - DIST COURT	4041 - PROFESSIONAL SERV	-	-	-
51250 - DIST COURT	9091 - INTERFUND SERVICES	-	-	31.00
	TOTAL TRIAL COURT IMPROVEMENT USES	86,692.00	84,268.00	109,268.00
30800 - BEGINNING FUND BALANCE	9999 - Non Specific Revenue	61,692.00	61,793.00	84,268.00
33600 - ENTITLEMENT	0129 - JUDSALCNT	25,000.00	22,475.00	25,000.00
	TOTAL TRIAL COURT IMPROVEMENT SOURCES	86,692.00	84,268.00	109,268.00

NCW FAIR DRIVING RANGE

BARS	Object	2023 Budget	2023 Estimate	2024 Budget
50800 - ENDING FUND BALANCE	9998 - Non Specific Expense	1,436.00	2,187.50	1,687.50
57370 - FAIR	3031 - SUPPLIES	1,000.00	-	1,000.00
	TOTAL NCW FAIR DRIVING RANGE USES	2,436.00	2,187.50	2,687.50
30800 - BEGINNING FUND BALANCE	9999 - Non Specific Revenue	1,936.00	1,936.00	2,187.50
34730 - ACTIVITYFE	9999 - Non Specific Revenue		251.50	-
36700 - DONATIONS	9999 - Non Specific Revenue	500.00	-	500.00
	TOTAL LOW INCOME HOUSING SOURCES	2,436.00	2,187.50	2,687.50

LOW INCOME HOUSING

BARS	Object	2023 Budget	2023 Estimate	2024 Budget
50800 - ENDING FUND BALANCE	9998 - Non Specific Expense	-	239,044.89	-
56540 - TBD (Budget)	5051 - Undefined	500,000.00	959,709.16	737,185.89
56540 - TBD (Budget)	9091 - INTERFUND SERVICES	-	2,194.00	1,859.00
	TOTAL LOW INCOME HOUSING USES	500,000.00	1,200,948.05	739,044.89
30800 - BEGINNING FUND BALANCE	9999 - Non Specific Revenue	-	531,389.00	239,044.89
31327 - HOUSING SALES AND USE TAX	9999 - Non Specific Revenue	-	357,559.05	-
34126 - DOMVIOLNC	9999 - Non Specific Revenue	500,000.00	312,000.00	500,000.00
	TOTAL LOW INCOME HOUSING SOURCES	500,000.00	1,200,948.05	739,044.89

HISTORICAL PRESERVATION

BARS	Object	2023 Budget	2023 Estimate	2024 Budget
50800 - ENDING FUND BALANCE	9998 - Non Specific Expense	71,128.00	102,519.84	-
51160 - LEISLATIVE	3031 - SUPPLIES	40,000.00	12,247.20	40,000.00
51160 - LEISLATIVE	4043 - TRAVEL	-	810.02	-
51160 - LEISLATIVE	4049 - MISCELLANEOUS EXP	-	5,000.00	69,481.84
51160 - LEISLATIVE	9091 - INTERFUND SERVICES	-	90.14	38.00
	TOTAL HISTORICAL PRESERVATION USES	111,128.00	120,667.20	109,519.84
30800 - BEGINNING FUND BALANCE	9999 - Non Specific Revenue	104,128.00	102,770.00	102,519.84
33400 - STATE GRANT	9999 - Non Specific Revenue	-	12,247.20	-
34121 - AUDFILRDRD	9999 - Non Specific Revenue	7,000.00	5,650.00	7,000.00
	TOTAL HISTORICAL PRESERVATION SOURCES	111,128.00	120,667.20	109,519.84

LOCAL DOMESTIC VIOLENCE PREVENTION

BARS	Object	2023 Budget	2023 Estimate	2024 Budget
50800 - ENDING FUND BALANCE	9998 - Non Specific Expense	5,056.00	5,086.33	5,236.33
	TOTAL LOCAL DOMESTIC VIOLENCE PREVENTION USES	5,056.00	5,086.33	5,236.33
30800 - BEGINNING FUND BALANCE	9999 - Non Specific Revenue	4,906.00	4,934.00	5,086.33
34650 - FAMCRTSVS	9999 - Non Specific Revenue	150.00	150.00	150.00
35690 - OTHER CRM	9999 - Non Specific Revenue		2.33	-
	TOTAL LOCAL DOMESTIC VIOLENCE PREVENTION SOURCES	5,056.00	5,086.33	5,236.33

HOST FEES

BARS	Object	2023 Budget	2023 Estimate	2024 Budget
50800 - ENDING FUND BALANCE	9998 - Non Specific Expense	1,921,854.00	2,214,770.00	1,590,861.00
54310 - ADMIN	9091 - INTERFUND SERVICES	250.00	250.00	250.00
59700 - INTERFUND TRANSFER OUT	9998 - Non Specific Expense	265,401.00	30,000.00	1,003,248.00
	TOTAL HOST FEES USES	2,187,505.00	2,245,020.00	2,594,359.00
30800 - BEGINNING FUND BALANCE	9999 - Non Specific Revenue	1,881,005.00	1,865,431.00	2,214,770.00
32191 - OTHER FRANCHISE FEES	9999 - Non Specific Revenue	234,000.00	225,265.00	225,265.00
34589 - OTHER DEVELOPMENT FEES	9999 - Non Specific Revenue	62,500.00	60,000.00	60,000.00
36111 - INVESTMENT INTEREST	9999 - Non Specific Revenue	10,000.00	94,324.00	94,324.00
	TOTAL HOST FEES SOURCES	2,187,505.00	2,245,020.00	2,594,359.00

WASTE MANAGEMENT SCHOLARSHIP

BARS	Object	2023 Budget	2023 Estimate	2024 Budget
50800 - ENDING FUND BALANCE	9998 - Non Specific Expense	19,960.00	52,710.00	38,710.00
51310 - EXEC OFFIC	4049 - MISCELLANEOUS EXP	20,000.00	-	20,000.00
	TOTAL WASTE MANANGEMENT SCHOLARSHIP USES	39,960.00	52,710.00	58,710.00
30800 - BEGINNING FUND BALANCE	9999 - Non Specific Revenue	33,960.00	46,910.00	52,710.00
34370 - SW SERVICE	9999 - Non Specific Revenue	6,000.00	5,800.00	6,000.00
	TOTAL WASTE MANANGEMENT SCHOLARSHIP SOURCES	39,960.00	52,710.00	58,710.00

NCW FAIR RACE SPONSORSHIP

BARS	Object	2023 Budget	2023 Estimate	2024 Budget
50800 - ENDING FUND BALANCE	9998 - Non Specific Expense	3,750.00	-	-
57370 - FAIR	4049 - MISCELLANEOUS EXP	26,000.00	20,750.00	26,000.00
	TOTAL NCW FAIR RACE HORSE USES	29,750.00	20,750.00	26,000.00
30800 - BEGINNING FUND BALANCE	9999 - Non Specific Revenue	3,750.00	3,750.00	-
36700 - DONATIONS	9999 - Non Specific Revenue	26,000.00	17,000.00	26,000.00
	TOTAL NCW FAIR RACE HORSE SOURCES	29,750.00	20,750.00	26,000.00

JAIL FUND

BARS	Object	2023 Budget	2023 Estimate	2024 Budget
50800 - ENDING FUND BALANCE	9998 - Non Specific Expense	366,352.00	2,338,238.00	338,238.00
59700 - INTERFUND TRANSFER OUT	9998 - Non Specific Expense	2,000,000.00	-	2,000,000.00
	TOTAL JAIL FUND USES	2,366,352.00	2,338,238.00	2,338,238.00
30800 - BEGINNING FUND BALANCE	9999 - Non Specific Revenue	2,366,352.00	2,338,238.00	2,338,238.00
	TOTAL JAIL FUND SOURCES	2,366,352.00	2,338,238.00	2,338,238.00

PEST CONTROL

BARS	Object	2023 Budget	2023 Estimate	2024 Budget
50800 - ENDING FUND BALANCE	9998 - Non Specific Expense	-	10,078.00	-
55420 - NUISANCE	5051 - Undefined	91,672.00	50,000.00	65,511.00
55420 - NUISANCE	9091 - INTERFUND SERVICES	-	365.00	567.00
	TOTAL PEST CONTROL USES	91,672.00	60,443.00	66,078.00
30800 - BEGINNING FUND BALANCE	9999 - Non Specific Revenue	35,672.00	10,443.00	10,078.00
36851 - SPECASSESM	9999 - Non Specific Revenue	56,000.00	50,000.00	56,000.00
	TOTAL PEST CONTROL SOURCES	91,672.00	60,443.00	66,078.00

LOCAL TRIAL COURT IMPROVEMENT

BARS	Object	2023 Budget	2023 Estimate	2024 Budget
50800 - ENDING FUND BALANCE	9998 - Non Specific Expense	62,650.00	62,366.00	67,366.00
	TOTAL LOCAL TRIAL COURT USES	62,650.00	62,366.00	67,366.00
30800 - BEGINNING FUND BALANCE	9999 - Non Specific Revenue	57,650.00	57,566.00	62,366.00
34122 - DCRTFLNG	9999 - Non Specific Revenue	5,000.00	4,800.00	5,000.00
	TOTAL LOCAL TRIAL COURT SOURCES	62,650.00	62,366.00	67,366.00

EREET ANNUAL REVALUATION

BARS	Object	2023 Budget	2023 Estimate	2024 Budget
50800 - ENDING FUND BALANCE	9998 - Non Specific Expense	57,782.00	121,452.00	67,952.00
51422 - TREASURER	4041 - PROFESSIONAL SERV	70,000.00	-	70,000.00
	TOTAL EREET ANNUAL REVALUATION USES	127,782.00	121,452.00	137,952.00
30800 - BEGINNING FUND BALANCE	9999 - Non Specific Revenue	111,282.00	109,952.00	121,452.00
33600 - ENTITLEMENT	9999 - Non Specific Revenue	11,000.00	7,500.00	11,000.00
34142 - TREAS FEES	9999 - Non Specific Revenue	5,500.00	4,000.00	5,500.00
	TOTAL EREET ANNUAL REVALUATION SOURCES	127,782.00	121,452.00	137,952.00

TECHNOLOGY REVOLVING FUND

BARS	Object	2023 Budget	2023 Estimate	2024 Budget
50800 - ENDING FUND BALANCE	9998 - Non Specific Expense	250,772.97	238,246.00	278,246.00
59700 - INTERFUND TRANSFER OUT	9998 - Non Specific Expense	-	-	-
	TOTAL TECHNOLOGY REVOLVING FUND USES	250,772.97	238,246.00	278,246.00
30800 - BEGINNING FUND BALANCE	9999 - Non Specific Revenue	210,772.97	198,246.00	238,246.00
39700 - TRANSFER IN	9999 - Non Specific Revenue	40,000.00	40,000.00	40,000.00
	TOTAL TECHNOLOGY REVOLVING FUND SOURCES	250,772.97	238,246.00	278,246.00

EMPLOYEE BUYOUT FUND

BARS	Object	2023 Budget	2023 Estimate	2024 Budget
50800 - ENDING FUND BALANCE	9998 - Non Specific Expense	150,000.00	150,000.00	150,000.00
	TOTAL EMPLOYEE BUYOUT FUND USES	<u>150,000.00</u>	<u>150,000.00</u>	<u>150,000.00</u>
30800 - BEGINNING FUND BALANCE	9999 - Non Specific Revenue	150,000.00	150,000.00	150,000.00
	TOTAL EMPLOYEE BUYOUT FUND SOURCES	<u>150,000.00</u>	<u>150,000.00</u>	<u>150,000.00</u>

DISPUTE RESOLUTION FUND

BARS	Object	2023 Budget	2023 Estimate	2024 Budget
50800 - ENDING FUND BALANCE	9998 - Non Specific Expense	-	1,200.00	1,200.00
51240 - DISTCOURT	4041 - PROFESSIONAL SERV	6,000.00	7,200.00	6,000.00
	TOTAL DISPUTE RESOLUTION USES	6,000.00	8,400.00	7,200.00
30800 - BEGINNING FUND BALANCE	9999 - Non Specific Revenue	-	1,200.00	1,200.00
34124 - DISPUTERES	9999 - Non Specific Revenue	6,000.00	7,200.00	6,000.00
	TOTAL DISPUTE RESOLUTION SOURCES	6,000.00	8,400.00	7,200.00

WM COMMUNITY INVOLVMENT FUND

BARS	Object	2023 Budget	2023 Estimate	2024 Budget
50800 - ENDING FUND BALANCE	9998 - Non Specific Expense	153,728.00	146,666.63	-
57370 - FAIR	3031 - SUPPLIES	-	6,722.37	-
59473 - Undefined	6063 - OTHER IMPROVEMNTS	-	33,686.00	-
59700 - INTERFUND TRANSFER OUT	9998 - Non Specific Expense	10,000.00	-	189,166.63
	TOTAL DISPUTE RESOLUTION USES	163,728.00	187,075.00	189,166.63
30800 - BEGINNING FUND BALANCE	9999 - Non Specific Revenue	121,228.00	131,075.00	146,666.63
34370 - SW SERVICE	9999 - Non Specific Revenue	42,500.00	56,000.00	42,500.00
	TOTAL DISPUTE RESOLUTION SOURCES	163,728.00	187,075.00	189,166.63

BOND FUNDS

These funds account for the accumulation of resources to pay principal, interest, and related costs on certain general long-term bonded debt.

LGO BOND FUND

BARS	Object	2023 Budget	2023 Estimate	2024 Budget
59119 - Undefined	7071 - GENERAL OBLIGATION BONDS	400,000.00	380,000.00	400,000.00
59219 - Undefined	8083 - LONGTERM INTEREST	218,527.50	230,447.50	218,527.50
59219 - Undefined	8089 - OTHER DEBT EXPENSE	5,000.00	5,000.00	5,000.00
	TOTAL LGO BOND USES	623,527.50	615,447.50	623,527.50
39700 - TRANSFER IN	9999 - Non Specific Revenue	623,527.50	615,447.50	623,527.50
	TOTAL LGO BOND SOURCES	623,527.50	615,447.50	623,527.50

CAPITAL PROJECT FUNDS

These funds account for financial resources, which are designated for the acquisition or construction of capital improvements (other than those financed by

DISTRESSED COUNTY CAPITAL IMPROVEMENT 1

BARS	Object	2023 Budget	2023 Estimate	2024 Budget
50800 - ENDING FUND BALANCE	9998 - Non Specific Expense	2,068,096.67	2,290,906.00	2,088,562.00
59410 - Undefined	9091 - INTERFUND SERVICES	-	3,137.00	2,544.00
59700 - INTERFUND TRANSFER OUT	9998 - Non Specific Expense	352,975.00	50,000.00	1,000,000.00
	TOTAL DISTRESSED COUNTY CAPITAL IMPROVEMENT 1 USES	2,421,071.67	2,344,043.00	3,091,106.00
30800 - BEGINNING FUND BALANCE	9999 - Non Specific Revenue	1,620,871.67	1,692,743.00	2,290,906.00
31318 - RURAL SALE	9999 - Non Specific Revenue	800,000.00	650,000.00	800,000.00
36111 - INVESTMENT INTEREST	9999 - Non Specific Revenue	200.00	1,300.00	200.00
	TOTAL DISTRESSED COUNTY CAPITAL IMPROVEMENT 1 SOURCES	2,421,071.67	2,344,043.00	3,091,106.00

CURRENT EXPENSE CAPTIAL PROJECT

BARS	Object	2023 Budget	2023 Estimate	2024 Budget
50800 - ENDING FUND BALANCE	9998 - Non Specific Expense	4,527,579.40	4,868,789.70	4,841,252.20
59410 - Undefined	6064 - EQUIPMENT	500,000.00	-	500,000.00
59410 - Undefined	9091 - INTERFUND SERVICES	-	3,925.00	3,285.00
59473 - Undefined	6063 - OTHER IMPROVEMNTS	-	131,608.00	-
59700 - INTERFUND TRANSFER OUT	9998 - Non Specific Expense	274,552.50	270,253.00	274,552.50
	TOTAL CURRENT EXPENSE CAPITAL USES	5,302,131.90	5,274,575.70	5,619,089.70
30800 - BEGINNING FUND BALANCE	9999 - Non Specific Revenue	4,552,111.90	4,445,361.00	4,868,789.70
31734 - TBD (Budget)	9999 - Non Specific Revenue	750,000.00	-	-
31834 - REET 1	9999 - Non Specific Revenue	-	825,000.00	750,000.00
31980 - TBD (Budget)	9999 - Non Specific Revenue	20.00	-	-
36149 - OTHER INTEREST	9999 - Non Specific Revenue	-	289.70	300.00
	TOTAL CURRENT EXPENSE CAPITAL SOURCES	5,302,131.90	5,270,650.70	5,619,089.70

DISTRESSED COUNTY CAPITAL 2

BARS	Object	2023 Budget	2023 Estimate	2024 Budget
50800 - ENDING FUND BALANCE	9998 - Non Specific Expense	962,665.51	1,878,759.01	480,002.01
59419 - Undefined	5051 - Undefined	-	657,041.36	-
59419 - Undefined	6064 - EQUIPMENT	2,000,000.00	-	2,000,000.00
59419 - Undefined	9091 - INTERFUND SERVICES	-	2,541.00	4,557.00
59473 - Undefined	6063 - OTHER IMPROVEMNTS	-	300,612.63	-
59473 - Undefined	6064 - EQUIPMENT	-	264,448.00	-
	TOTAL DISTRESSED COUNTY CAPITAL USES	2,962,665.51	3,103,402.00	2,484,559.01
30800 - BEGINNING FUND BALANCE	9999 - Non Specific Revenue	2,356,865.51	2,295,200.00	1,878,759.01
31318 - RURAL SALE	9999 - Non Specific Revenue	600,000.00	770,000.00	600,000.00
36111 - INVESTMENT INTEREST	9999 - Non Specific Revenue	5,800.00	38,202.00	5,800.00
39700 - TRANSFER IN	9999 - Non Specific Revenue	-	-	-
	TOTAL DISTRESSED COUNTY CAPITAL SOURCES	2,962,665.51	3,103,402.00	2,484,559.01

POST ANNEXATION

BARS	Object	2023 Budget	2023 Estimate	2024 Budget
50800 - ENDING FUND BALANCE	9998 - Non Specific Expense	1,135,645.00	1,192,408.00	1,247,408.00
	TOTAL POST ANNEXATION USES	1,135,645.00	1,192,408.00	1,247,408.00
30800 - BEGINNING FUND BALANCE	9999 - Non Specific Revenue	1,127,145.00	1,136,972.00	1,192,408.00
36111 - INVESTMENT INTEREST	9999 - Non Specific Revenue	8,500.00	55,436.00	55,000.00
	TOTAL POST ANNEXATION SOURCES	1,135,645.00	1,192,408.00	1,247,408.00

MILLER CAPITAL PROJECTS FUND

BARS	Object	2023 Budget	2023 Estimate	2024 Budget
50800 - ENDING FUND BALANCE	9998 - Non Specific Expense	-	350,573.00	-
59700 - INTERFUND TRANSFER OUT	9998 - Non Specific Expense	350,573.00	-	350,573.00
	TOTAL MILLER CAPITAL PROJECT USES	350,573.00	350,573.00	350,573.00
30800 - BEGINNING FUND BALANCE	9999 - Non Specific Revenue	350,573.00	350,573.00	350,573.00
	TOTAL MILLER CAPITAL PROJECT SOURCES	350,573.00	350,573.00	350,573.00

LAW AND JUSTICE BUILDING

BARS	Object	2023 Budget	2023 Estimate	2024 Budget
50800 - ENDING FUND BALANCE	9998 - Non Specific Expense	-	863,275.81	-
59421 - Undefined	6063 - OTHER IMPROVEMNTS	866,274.81	-	860,972.81
59421 - Undefined	9091 - INTERFUND SERVICES	-	-	2,303.00
	TOTAL LAW AND JUSTICE BUILDING USES	866,274.81	863,275.81	863,275.81
30800 - BEGINNING FUND BALANCE	9999 - Non Specific Revenue	866,274.81	863,275.81	863,275.81
39520 - LOSS ON SALE OF FIXED ASSET	9999 - Non Specific Revenue	-	-	-
	TOTAL LAW AND JUSTICE BUILDING SOURCES	866,274.81	863,275.81	863,275.81

ENTERPRISE FUNDS

These funds are used to account for operations:

- A. Financed and operated in a manner similar to private business enterprises, where the intent of the governing body is that costs (expenses, including
- B. Where the governing body has decided that periodic determination of revenues earned, expenses incurred and/or net income is appropriate for capital

Land Services - is responsible for the administration of county land division ordinances, zoning regulations and the state environmental regulations. In

Storm Water Utility - The purpose of the Stormwater Utility is to provide for the management of stormwater runoff and to comply with state and federal

LAND USE AND BUILDING SERVICES

BARS	Object	2023 Budget	2023 Estimate	2024 Budget
50800 - ENDING FUND BALANCE	9998 - Non Specific Expense	2,908,132.00	4,827,201.99	3,447,022.00
Administration	9998 - Non Specific Expense	852,969.00	671,165.00	1,005,516.00
Training	9998 - Non Specific Expense	40,139.00	47,431.00	40,786.00
Land Use Plans	9998 - Non Specific Expense	300,374.00	75,621.89	305,485.00
Current Planning	9998 - Non Specific Expense	284,944.00	370,767.00	290,838.00
Enforcement	9998 - Non Specific Expense	75,684.00	29,228.00	122,656.00
Inspection	9998 - Non Specific Expense	162,317.00	133,765.00	167,187.00
Plan Review	9998 - Non Specific Expense	486,098.00	315,913.00	403,298.00
Work for Others	9998 - Non Specific Expense	-	496.12	-
Capital Purchases	9998 - Non Specific Expense	-	-	80,000.00
Leaves and Holidays	9998 - Non Specific Expense	180,912.00	171,704.00	184,494.00
	TOTAL LAND USE AND BUILDING SERVICES USES	5,291,569.00	6,643,293.00	6,047,282.00
30800 - BEGINNING FUND BALANCE	9999 - Non Specific Revenue	3,803,619.00	3,722,245.00	4,827,202.00
32210 - BUILDING PERMITS	9999 - Non Specific Revenue	550,000.00	1,350,000.00	450,000.00
33400 - STATE GRANT	9999 - Non Specific Revenue	-	-	-
33824 - CODE ENFORCEMENT	9999 - Non Specific Revenue	10,000.00	1,904.00	10,000.00
34500 - ECONOMIC ENVIRONMENT	9999 - Non Specific Revenue	336,000.00	977,194.00	336,000.00
39700 - TRANSFER IN	9999 - Non Specific Revenue	591,950.00	591,950.00	424,080.00
	TOTAL LAND USE AND BUILDING SERVICES SOURCES	5,291,569.00	6,643,293.00	6,047,282.00

COUNTY STORMWATER UTILITY

BARS	Object	2023 Budget	2023 Estimate	2024 Budget
ADMINISTRATION	9998 - Non Specific Expense	839,929.00	843,690.00	1,008,505.00
CAPITAL	9998 - Non Specific Expense	831,000.00	-	882,000.00
NPDES	9998 - Non Specific Expense	639,000.00	589,178.00	846,829.00
50800 - ENDING FUND BALANCE	9998 - Non Specific Expense	3,890,220.00	5,239,309.00	4,264,262.00
	TOTAL STORM WATER USES	6,200,149.00	6,672,177.00	7,001,596.00
ADMINISTRATION	9999 - Non Specific Revenue	865,821.00	1,039,263.00	612.00
CAPITAL	9999 - Non Specific Revenue	40,000.00	40,000.00	150,000.00
NPDES	9999 - Non Specific Revenue	571,935.00	646,935.00	637,988.00
DISASTER RESERVE	9999 - Non Specific Revenue	30,000.00	30,000.00	50,000.00
EQUIPMENT RESERVE	9999 - Non Specific Revenue	50,000.00	50,000.00	50,000.00
30800 - BEGINNING FUND BALANCE	9999 - Non Specific Revenue	4,642,393.00	4,865,979.00	5,239,309.00
	TOTAL STORM WATER SOURCES	6,200,149.00	6,672,177.00	6,127,909.00

INTERNAL SERVICE FUNDS

These funds account for operations that provide goods or services to other departments or funds of the county or to other governmental units on a cost-

Equipment Rental & Revolving - A fund used to finance the acquisition, maintenance and operation of vehicles and equipment used by the public works

Unemployment Compensation - A fund used to set aside unemployment reserves to be used for the benefit of persons unemployed through no fault of their

Management Information Services - responsible for the repairs, maintenance and installation of county wide computer hardware and software.

EQUIPMENT RENTAL AND REVOLVING

BARS	Object	2023 Budget	2023 Estimate	2024 Budget
50800 - ENDING FUND BALANCE	9998 - Non Specific Expense	1,035,218.54	1,643,431.70	2,015,469.59
EQUIPMENT RENTAL	9998 - Non Specific Expense	1,350,523.00	1,286,956.00	1,326,149.63
CAPITAL PURCHASES	9998 - Non Specific Expense	2,813,609.00	1,632,663.30	2,053,474.05
PITS AND QUARRIES	9998 - Non Specific Expense	979,293.00	790,390.00	147,085.25
PARTS STORE	9998 - Non Specific Expense	150,909.00	112,401.00	144,994.13
FUEL DEPOT	9998 - Non Specific Expense	546,278.00	484,691.00	546,277.80
CULVERTS/TAR/MISC MERCHANDISE	9998 - Non Specific Expense	93,176.00	125,347.00	93,176.60
MECHANIC SHOP	9998 - Non Specific Expense	852,498.00	518,303.00	785,960.20
ADMINISTRATION	9998 - Non Specific Expense	253,526.00	205,796.00	244,342.45
DEBT SERVICE	9998 - Non Specific Expense	28,836.00	28,836.00	28,128.00
	TOTAL EQUIPMENT RENTAL AND REVOLVING USES	8,103,866.54	6,828,815.00	7,385,057.70
30800 - BEGINNING FUND BALANCE	9999 - Non Specific Revenue	2,337,187.54	2,561,898.00	1,643,431.70
EQUIPMENT RENTAL	9999 - Non Specific Revenue	3,581,057.00	3,078,740.00	3,691,416.00
SALE OF ROCK	9999 - Non Specific Revenue	645,122.00	530,000.00	500,000.00
SALE OF PARTS	9999 - Non Specific Revenue	115,000.00	80,215.00	117,300.00
SALE OF FUEL	9999 - Non Specific Revenue	560,000.00	507,000.00	571,200.00
SALE OF MISC MERCHANDISE	9999 - Non Specific Revenue	60,000.00	65,000.00	61,200.00
MISCELLANEOUS INCOME	9999 - Non Specific Revenue	500.00	5,662.00	510.00
FIXED ASSET DISPOSAL	9999 - Non Specific Revenue	255,000.00	300.00	250,000.00
OPERATING TRANSFER IN	9999 - Non Specific Revenue	550,000.00		550,000.00
	TOTAL EQUIPMENT RENTAL AND REVOLVING SOURCES	8,103,866.54	6,828,815.00	7,385,057.70

UNEMPLOYMENT COMPENSATION

BARS	Object	2023 Budget	2023 Estimate	2024 Budget
50800 - ENDING FUND BALANCE	9998 - Non Specific Expense	736,269.00	881,934.62	896,738.62
51770 - UNEMPLCOMP	2026 - DEF COMP	150,000.00	10,000.00	150,000.00
51770 - UNEMPLCOMP	9091 - INTERFUND SERVICES	-	147.00	196.00
	TOTAL UNEMPLOYMENT COMPENSATION USES	886,269.00	892,081.62	1,046,934.62
30800 - BEGINNING FUND BALANCE	9999 - Non Specific Revenue	801,269.00	810,303.00	881,934.62
34197 - EMPBENESER	9999 - Non Specific Revenue	-	68,000.00	-
36950 - TBD (Budget)	9999 - Non Specific Revenue	65,000.00	13,778.62	145,000.00
39700 - TRANSFER IN	9999 - Non Specific Revenue	20,000.00	-	20,000.00
	TOTAL UNEMPLOYMENT COMPENSATION SOURCES	886,269.00	892,081.62	1,046,934.62

MANAGEMENT INFORMATION SYSTEMS

BARS	Object	2023 Budget	2023 Estimate	2024 Budget
50800 - ENDING FUND BALANCE	9998 - Non Specific Expense	200,000.00	335,249.87	200,000.00
51880 - INFOTECH	1011 - REGULAR EARNINGS	397,348.41	391,373.00	647,334.56
51880 - INFOTECH	1012 - OVERTIME	10,000.00	5,000.00	10,000.00
51880 - INFOTECH	2021 - L & I	1,084.03	5,521.00	1,494.60
51880 - INFOTECH	2022 - MED INS	50,728.80	50,447.00	66,610.20
51880 - INFOTECH	2023 - FICA/MED	29,828.45	28,894.00	39,826.98
51880 - INFOTECH	2024 - RETIREMENT	39,966.23	38,860.00	53,362.94
51880 - INFOTECH	2026 - DEF COMP	5,749.89	5,861.13	8,852.88
51880 - INFOTECH	2027 - DENTAL INS	3,028.80	3,029.00	3,511.80
51880 - INFOTECH	2028 - LIFE INS	97.92	96.00	122.40
51880 - INFOTECH	2030 - SICK LEAVE TAX	849.70	861.00	1,487.39
51880 - INFOTECH	3031 - SUPPLIES	170,000.00	36,000.00	179,000.00
51880 - INFOTECH	3032 - FUEL	3,500.00	2,500.00	3,500.00
51880 - INFOTECH	3035 - SMALL TOOLS & EQUIP	5,000.00	-	5,000.00
51880 - INFOTECH	4041 - PROFESSIONAL SERV	45,624.00	60,000.00	45,624.00
51880 - INFOTECH	4042 - COMMUNICATION	5,000.00	12,000.00	5,000.00
51880 - INFOTECH	4043 - TRAVEL	14,000.00	-	14,000.00
51880 - INFOTECH	4047 - UTILITIES	42,000.00	28,000.00	42,000.00
51880 - INFOTECH	4048 - CONTR LABOR & SUPPLIES	196,550.00	187,000.00	226,500.00
51880 - INFOTECH	4049 - MISCELLANEOUS EXP	63,689.00	65,000.00	63,689.00
51880 - INFOTECH	6064 - EQUIPMENT	58,000.00	52,000.00	238,490.00
51880 - INFOTECH	9091 - INTERFUND SERVICES	-	-	-
59700 - INTERFUND TRANSFER OUT	9998 - Non Specific Expense	40,000.00	40,000.00	40,000.00
	TOTAL INFORMATION TECHNOLOGY USES	1,382,045.24	1,347,692.00	1,895,406.76
30800 - BEGINNING FUND BALANCE	9999 - Non Specific Revenue	163,959.37	176,006.00	335,249.87
33400 - STATE GRANT	9999 - Non Specific Revenue	-	-	115,490.00
34180 - TBD (Budget)	9999 - Non Specific Revenue	1,218,085.87	1,171,686.00	1,444,666.89
	TOTAL INFORMATION TECHNOLOGY SOURCES	1,382,045.24	1,347,692.00	1,895,406.76

CANINE

BARS	Object	2023 Budget	2023 Estimate	2024 Budget
50800 - ENDING FUND BALANCE	9998 - Non Specific Expense	30.00	2,733.00	30.00
52123 - SPCUNITS	3031 - SUPPLIES	2,203.00	-	2,203.00
52123 - SPCUNITS	4043 - TRAVEL	500.00	-	500.00
	TOTAL CANINE USES	2,733.00	2,733.00	2,733.00
30800 - BEGINNING FUND BALANCE	9999 - Non Specific Revenue	2,733.00	2,733.00	2,733.00
	TOTAL CANINE SOURCES	2,733.00	2,733.00	2,733.00

SHERIFF AUXILIARY

BARS	Object	2023 Budget	2023 Estimate	2024 Budget
50800 - ENDING FUND BALANCE	9998 - Non Specific Expense	-	2,360.00	-
52130 - CRMPREVENT	3031 - SUPPLIES	2,310.00	-	2,360.00
	TOTAL SHERIFF AUXILIARY USES	2,310.00	2,360.00	2,360.00
30800 - BEGINNING FUND BALANCE	9999 - Non Specific Revenue	2,310.00	2,360.00	2,360.00
36700 - DONATIONS	9999 - Non Specific Revenue	-	-	-
	TOTAL SHERIFF AUXILIARY USES	2,310.00	2,360.00	2,360.00

SHERIFF REWARD TRUST

BARS	Object	2023 Budget	2023 Estimate	2024 Budget
50800 - ENDING FUND BALANCE	9998 - Non Specific Expense	-	898.00	-
52130 - CRMPREVENT	4049 - MISCELLANEOUS EXP	898.00	-	898.00
	TOTAL SHERIFF REWARD TRUST USES	<u>898.00</u>	<u>898.00</u>	<u>898.00</u>
30800 - BEGINNING FUND BALANCE	9999 - Non Specific Revenue	898.00	898.00	898.00
	TOTAL SHERIFF REWARD TRUST SOURCES	<u>898.00</u>	<u>898.00</u>	<u>898.00</u>

TRAFFIC SAFETY

BARS	Object	2023 Budget	2023 Estimate	2024 Budget
50800 - ENDING FUND BALANCE	9998 - Non Specific Expense	9,192.66	28,150.00	7,723.00
52130 - CRMPREVENT	3031 - SUPPLIES	20,850.00	-	20,850.00
52130 - CRMPREVENT	4049 - MISCELLANEOUS EXP	1,500.00	-	1,500.00
52130 - CRMPREVENT	9091 - INTERFUND SERVICES	77.00	-	77.00
	TOTAL SHERIFF TRAFFIC SAFETY USES	31,619.66	28,150.00	30,150.00
30800 - BEGINNING FUND BALANCE	9999 - Non Specific Revenue	29,619.66	28,150.00	28,150.00
34210 - LESRVCS	9999 - Non Specific Revenue	2,000.00	-	2,000.00
	TOTAL SHERIFF TRAFFIC SAFETY SOURCES	31,619.66	28,150.00	30,150.00

MAJOR CRIME RESPONSE

BARS	Object	2023 Budget	2023 Estimate	2024 Budget
50800 - ENDING FUND BALANCE	9998 - Non Specific Expense	1,603.00	6,084.00	2,084.00
52130 - CRMPREVENT	3031 - SUPPLIES	4,000.00	-	4,000.00
	TOTAL SHERIFF MAJOR CRIME RESPONSE USES	5,603.00	6,084.00	6,084.00
30800 - BEGINNING FUND BALANCE	9999 - Non Specific Revenue	5,603.00	6,084.00	6,084.00
34210 - LESRVCS	9999 - Non Specific Revenue	-	-	-
	TOTAL SHERIFF MAJOR CRIME RESPONSE SOURCES	5,603.00	6,084.00	6,084.00

MEDICAL SUPPLIES

BARS	Object	2023 Budget	2023 Estimate	2024 Budget
50800 - ENDING FUND BALANCE	9998 - Non Specific Expense	160.00	1,542.00	1,301.00
52130 - CRMPREVENT	3031 - SUPPLIES	241.00	-	241.00
	TOTAL SHERIFF MEDICAL SUPPLIES USES	401.00	1,542.00	1,542.00
30800 - BEGINNING FUND BALANCE	9999 - Non Specific Revenue	401.00	1,542.00	1,542.00
36700 - DONATIONS	9999 - Non Specific Revenue	-	-	-
	TOTAL SHERIFF MEDICAL SUPPLIES SOURCES	401.00	1,542.00	1,542.00

OPEN SPACE DEFERRED

BARS	Object	2023 Budget	2023 Estimate	2024 Budget
50800 - ENDING FUND BALANCE	9998 - Non Specific Expense	-	211,412.00	-
59700 - INTERFUND TRANSFER OUT	9998 - Non Specific Expense	213,644.00	12,251.00	220,912.00
	TOTAL OPEN SPACE DEFERRED USES	213,644.00	223,663.00	220,912.00
30800 - BEGINNING FUND BALANCE	9999 - Non Specific Revenue	212,044.00	213,773.00	211,412.00
36111 - INVESTMENT INTEREST	9999 - Non Specific Revenue	1,600.00	9,890.00	9,500.00
	TOTAL OPEN SPACE DEFERRED SOURCES	213,644.00	223,663.00	220,912.00